


KAISAI



CATALOGUE

air-conditioning, ventilation and heating

2018/2019



KAISAI

about the brand

KAISAI products are reliable and comfortable units that meet requirements of demanding HVACR market.

KAISAI offer, manufactured by the leading HVACR producers on the basis of the ODM (Original Design Manufacturing), meet energy efficiency requirements of the European market. All KAISAI products are environmentally sound, which is proved by the energy-saving feature. They meet the European 20/20/20 Action Plan requirements and all guidelines stated in the Eco-Design Directive.

Due to investing in the newest technology, KAISAI units are regarded as the most advanced air-conditioning solutions for public and housing facilities. As a part of the KAISAI INTERNATIONAL CORPORATION, the KAISAI brand continues to strengthen its position worldwide as a supplier of modern, reliable and environmentally friendly air-conditioning and ventilation systems.

Choosing KAISAI, you get an environmentally friendly, high quality product that meets your expectations for a reasonable price.

At present, KAISAI products can be found not only on the domestic market, but also in many European countries.




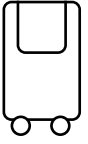
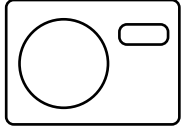


contents



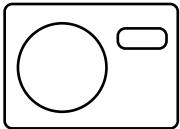
ABOUT THE BRAND	02
product range	04
description of all functionalities	06
environmentally friendly air-conditioning	08
technology in harmony with nature	10
care for the climate	11
modern filters – to ensure air quality	12
innovative solutions	14
AIR-CONDITIONING	16
Fly wall-mounted air-conditioners	16
Focus wall-mounted air-conditioners	18
Pro wall-mounted air-conditioners	20
floor/ceiling air-conditioners	22
Kompakt cassette air-conditioners	24
Super Slim cassette air-conditioners	26
Slim duct air-conditioners	28
KTB duct air-conditioners	30
portable air-conditioners	32
condensing units	34
multi-split air-conditioners	36
VENTILATION AND HEATING	40
Silver air curtains	41
Gold air curtains	42
Platinum New air curtains	43
KHP heat pumps	44
ECO HOME heat pumps	45
controllers	46
unit dimensions	48

product range



split air-conditioning

TYPE			COOLING CAPACITY [Btu/h]														page							
			7000	9000	12000	14000	16000	18000	20000	22000	24000	26000	28000	30000	32000	34000		36000	42000	48000	55000	60000		
	WALL-MOUNTED FLY	R32		•	•				•		•													16
	WALL-MOUNTED FOCUS	R410A		•	•				•		•													18
	WALL-MOUNTED PRO	R410A				•																		20
	FLOOR/CEILING	R32							•		•							•		•	•			22
	FLOOR/CEILING	R410A							•		•							•		•	•			23
	CASSETTE KOMPAKT	R410A			•				•															24
	CASSETTE SUPER SLIM	R32									•							•		•	•			26
	CASSETTE SUPER SLIM	R410A									•							•		•	•			27
	DUCT SLIM	R32							•		•							•		•	•			28
	DUCT KTB	R410A							•		•							•		•	•			30
	PORTABLE · KPPD	R410A			•																			32
	PORTABLE · KPC	R410A		•																				32
	CONDENSING UNITS	R410A							•		•							•		•	•			34

multi-split air-conditioning

TYPE			COOLING CAPACITY [Btu/h]													page				
			7000	9000	12000	14000	16000	18000	20000	22000	24000	26000	28000	30000	32000		34000	36000	42000	48000
	WALL-MOUNTED FLY	R32		•	•			•			•									36
	WALL-MOUNTED FOCUS	R410A		•	•			•			•									36
	CASSETTE KOMPAKT	R32		•	•			•												37
	CASSETTE KOMPAKT	R410A		•	•			•												37
	OUTDOOR UNITS	R32						•			•						•	•		38
	OUTDOOR UNITS	R410A						•			•	•					•	•		38

ventilation and heating

TYPE			HEATING CAPACITY [Btu/h]													page				
			7000	9000	12000	14000	16000	18000	20000	22000	24000	26000	28000	30000	32000		34000	36000	42000	48000
	SILVER								•							•			•	40
	GOLD				•				•			•				•			•	42
	PLATINUM NEW											•				•		•		43
	KHP HEAT PUMP	R134A	•																	44
	ECO HOME HEAT PUMP	R410A											•			•		•	•	45

description of functionalities



3d air flow

Horizontal and vertical louvers are automatically controlled to ensure even room temperature distribution and optimal air circulation.



evaporation of condensate

Condensed water is transported to the condenser and evaporates there. So that there is no need for a condensate tank.



self-cleaning

A mode that is activated to dry the internal exchanger, reduces microbial growth and prevents odours.



temperature sensor in remote control

Due to the temperature sensor built in the remote control, temperature can be measured closer to the user and the unit can be adapted more accurately to the environment.



5 speeds of the outdoor fan

Due to inverter technology, the outdoor unit operates in 5 modes which increase its energy efficiency.



12 speeds of the indoor fan

The 12-speed fan in the indoor unit ensures maximum comfort in the room.



turbo mode

This option allows the air-conditioner to cool down quickly or to heat up the room in a very short time.



ionizer

Ionizer purifies the air, improves amount of oxygen in the room and minimizes the bacteria presence.



programmable timer

The timer allows you to set time for automatic switching on and off.



operation at low outside temperature

The air-conditioner operates in a cooling mode, even when the outdoor temperature drops down to -15°C.



automatic louver (swing)

Automatic operation of horizontal louvers significantly improves air distribution in the room.



mono & multi

The indoor unit is universal and can be used in mono and multi-split systems.



filter with vitamin C

The filter emits vitamin C which absorbed through the skin, protects it from the harmful effects of the sunlight, stimulates production of collagen and helps to reduce stress.



3m filter

Due to its unique surface design, the filter catches from the air dust and harmful allergic substances that can cause respiratory diseases.



filter with silver ions

The silver ion filter helps to eliminate bacteria and prevents development of microorganisms. Internal structure of silver ions destroys harmful microorganisms.



catalytic filter

Due to the use of a multilayer catalyst coating, the filter removes unpleasant odours from the air and effectively eliminates harmful organic compounds and volatile formaldehyde particles.



refrigerant leakage indication

When the outdoor unit detects refrigerant leakage, the error code is displayed on the indoor unit control panel.



emergency use

In case of fault of any sensor, the unit's operation is not interrupted and the device can be used until the fault is rectified.



automatic restart

During a power outage, the air-conditioner remembers the last settings and resumes them when power is restored.



high-density filter

Higher-density filter improves efficiency of impurities retention.



360° air flow panel

Due to the additional air supply gaps in the air-conditioner panel, the unit provides the best possible air distribution in the room.



continuous heating at 8°C

When the user is not inside, the air-conditioner maintains a constant room temperature of up to 8°C when heating, preventing the place from cooling down.



temperature compensation

The feature allows to compensate the difference between the reading of the temperature sensor on the indoor unit and the actual room temperature above floor.



fresh air

Fresh outside air is supplied to the unit via a connection pipe to significantly improve the room atmosphere.



simple installation

The air-conditioner is designed to be easy to install and does not require any additional work.



stand-by mode

In a stand-by mode, due to disconnecting power from not used components, power consumption can be reduced by up to 80%.



twin combination

Two identical indoor units operate simultaneously when connected to one outdoor unit.



two-sided installation

Refrigerant supply pipes and condensate drainage can be connected on both sides of the indoor unit.



personalized remote control

The remote's factory settings can be changed to suit the current needs of a user.



programmable central controller

It is possible to connect one central controller to control up to 64 indoor units.



wide temperature range

Operation in a wide range of outdoor temperatures. In a cooling mode from -15 to 50°C and from -25 to 30°C in a heating mode.



louver setting memory

After each shutdown, the air-conditioner remembers the last louver settings and restores them after restarting the system.



self-diagnosis

Air-conditioner monitors its operation and switches off in the event of a malfunction or failure. The error code is displayed on the indoor unit control panel.



anti cold air supply control

When it starts to operate in heating mode, air-conditioner automatically reduces the fan speed to minimize the flow of unpleasant cool air.



sleep mode

Within two hours the unit can raise (in heating mode it can lower) the pre-set temperature by 1°C per hour and the fan operates at a low speed.



on-off port

The air-conditioner is equipped with a port which enables its remote on and off switching (through a potential-free signal).



alarm port

The air-conditioner is equipped with an alarm port from which a fault signal can be derived.



multidirectional wheels

Due to the integrated wheels, it is easier to move the air-conditioner.



WiFi control

With the WiFi module user can control the air-conditioner from their phone or tablet.



integrated condensate pump

Due to the built-in pump, condensation can be removed from heights of up to 750 mm.

new R32 refrigerant



environmentally friendly air-conditioning

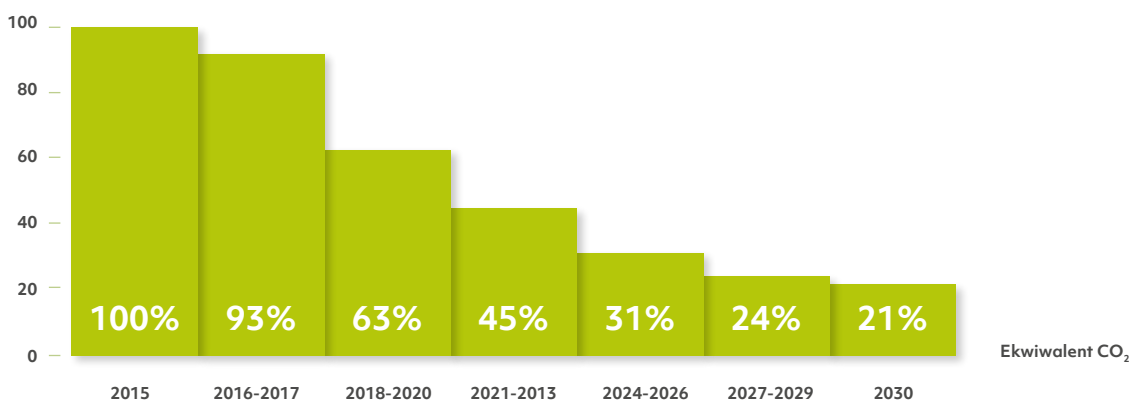


In line with the company's ECO-vision, KAISAI product range has been expanded to include new equipment with R32 refrigerant, having low CFC content and favourable environmental coefficients. The new KAISAI models were introduced 7 years before the F-GAS regulation, which prohibits using refrigerants with GWP value of more than 750 in a single split air-conditioners and with a cooling charge of less than 3 kg

Taking care of the environment, we take care of ourselves!

Nowadays, the environmental protection and energy problems are becoming increasingly apparent, and limiting the greenhouse effect is a must.

Environmental conventions stipulate that environmentally unfriendly refrigerants must be significantly reduced by 2030.



Comparing R32 to R410A, the first one proves:

- a significantly lower GWP (Global Warming Potential)
- higher refrigerant saturation pressure by approx. 3%
- higher cooling capacity and energy efficiency by approx. 10%
- less refrigerant in the unit

New **R32 refrigerant** is definitely **more environmentally friendly!** GWP (Global Warming Potential) indicates the harmfulness to the atmosphere. Its value in previous refrigerants was high.

	R22	R410A	R32
GWP	1700	2088	675
ODP	0.05	0	0
toxicity	nie	nie	nie
inflammableness	A1	A1	A2
air-conditioner charge (comparing to R22)	1.0	0.8	0.7

technology **in harmony with nature**

What is GWP?

Greenhouse Effect Potential (GWP) expresses the potential impact that a given refrigerant could have on the global warming if it was released into the atmosphere. This is a relative value that compares the impact of 1 kg of refrigerant with 1 kg of CO₂ over 100 years.

What is ODP?

Ozone Depletion Potential (ODP) is an indicator of the harmful effects of chemicals on the ozone layer. This value compares the influence of a given refrigerant with corresponding mass of R11. The ODP value of R11 refrigerant is 1.

Is R32 a safe refrigerant?

As R32 belongs to the category of refrigerants with lower flammability (2L class), it can be safely used in most air-conditioners. However, it is necessary to follow the recommendations of air-conditioning manufacturers and suppliers of refrigerant cylinders. R32 will not ignite until its concentration in the room remains below the lower flammability limit (0.306 kg/m³). Safety standards set requirements for staying well below the lower flammability limit in the event of accidental leakage.



care for the climate



20/20/20 PROGRAM

KAISAI is driven by the climate and energy package, which aims to increase the energy consumption from the renewable sources and to increase energy efficiency by 20%, as well as to reduce CO2 emissions by 20% by 2020.

Directive 2009/125/EC adopted by the EU includes principles for setting requirements for energy-related products (ErP). From 1st January 2013, provisions of this Directive apply to air-conditioners with a cooling capacity of less than 12 kW.

20%
reduction of greenhouse gases and CO₂

20%
reduction of primary energy consumption

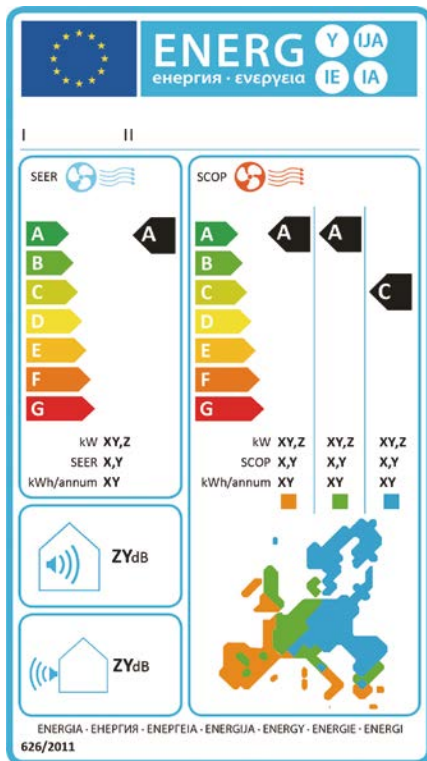
20%
increasing the share of renewable energy sources

classification of energy efficiency



Energy Labelling Requirements (EU)626/2011

- Greater seasonal efficiency increases productivity.
- Improved heating performance and efficiency.
- Low sound power level.



- Performance labelling based on a multiple feature calculations for a real-world performance.
- Increased requirements for A Class.
- 7 energy efficiency classes, from A to G. The highest is: A+++.
- Seasonal efficiency.
- Sound power level.
- Data for 3 heating seasons (moderate – required, warm and cool – optional).

	SEER (Cooling mode)	SCOP (Heating mode)
A⁺⁺⁺	SEER ≥ 8.50	SCOP ≥ 5.10
A⁺⁺	6.10 ≤ SEER < 8.50	4.60 ≤ SCOP < 5.10
A⁺	5.60 ≤ SEER < 6.10	4.00 ≤ SCOP < 4.60
A	5.10 ≤ SEER < 5.60	3.40 ≤ SCOP < 4.00
B	4.60 ≤ SEER < 5.10	3.10 ≤ SCOP < 3.40
C	4.10 ≤ SEER < 4.60	2.80 ≤ SCOP < 3.10
D	3.60 ≤ SEER < 4.10	2.50 ≤ SCOP < 2.80
E	3.10 ≤ SEER < 3.60	2.20 ≤ SCOP < 2.50
F	2.60 ≤ SEER < 3.10	1.90 ≤ SCOP < 2.20
G	SEER < 2.60	SCOP < 1.90

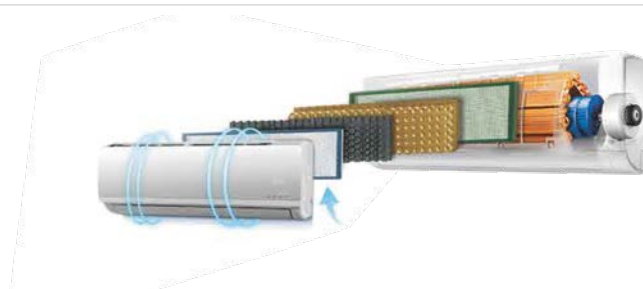
CURRENT ENERGY LABEL

Applies from 1st January 2013. Air-conditioners capacity up to 12 kW

modern filters


to ensure **air quality**

KAISAI advanced filters guarantee clean and fresh air in the room. Filters absorb small particles of dust, bacteria, fungi and micro-organisms, leaving the air clean and healthy.



filter with silver ions

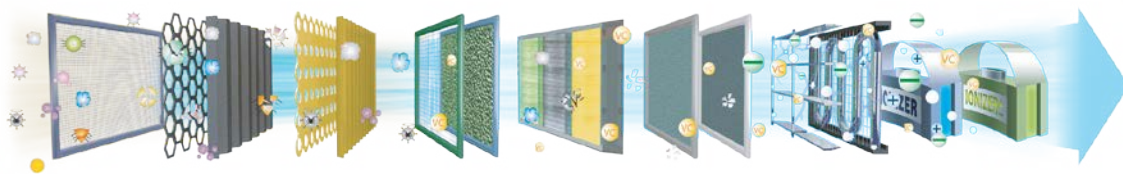
Silver ion filter is to destroy bacteria and prevent development of microorganisms such as viruses and fungi. Internal structure of silver ions destroys harmful microorganisms.



filter with vitamin C

The filter emits vitamin C, which has a positive effect on the skin, protecting it against the sunlight. As an active antioxidant, vitamin C nourishes, stimulates collagen production and reduces stress.






catalytic filter

Due to a multi-layer catalyst coating and a fibre layer, the filter removes harmful particles and odours from the air. It also eliminates volatile formaldehyde particles and harmful organic compounds.



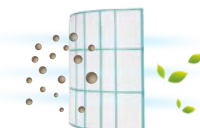

high-density filter

Use of high-density filters significantly increases efficiency of impurities retention by up to 50%.



3m filter

Due to its unique surface design, the filter cleans the air from dust particles and other harmful substances that can cause respiratory diseases.



innovative **solutions**



reliable **technology**

KAISAI offer includes reliable and comfortable devices which meet requirements of the demanding HVACR market. The KAISAI devices are regarded as one of the most advanced air-conditioning solutions for public and housing facilities.

INVERTER TECHNOLOGY in KAISAI air-conditioning units has an impact on the reduction of power consumption and, therefore, cooling costs. This technology allows more silent operation and quicker achieving of desired temperature.



Due to the use of robust and pressure-resistant materials, KAISAI compressor is highly reliable. Additionally, it is equipped with a high-performance motor of a wide voltage range, so it can operate in extreme conditions for 24 hours and reach temperatures up to 60°C (230V/50Hz).



High-performance motor
Wide voltage range




Robust material
High pressure resistance

Products include numerous features which improve the **USER COMFORT**. Some additional features have been also implemented in the device controllers, making air-conditioning control even more enjoyable.



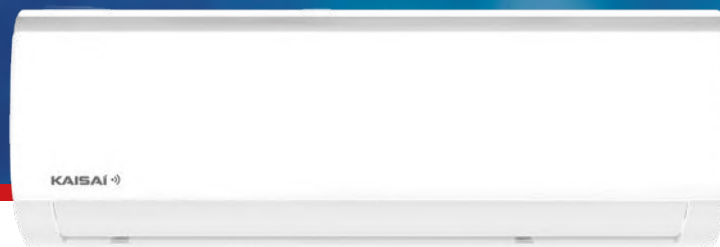
WIFI provides convenient control through a free application (phone, tablet), so that it is possible to control the device operating parameters 24 hours a day in any place in the world.



AIR-CONDITIONERS

wall-mounted Fly

A⁺ R32 



NEW

MODEL	indoor unit		KWX-09HRDI	KWX-12HRDI	KWX-18HRDI	KWX-24HRDI
	outdoor unit		KWX-09HRDO	KWX-12HRDO	KWX-18HRDO	KWX-24HRDO
Capacity	avg. cooling (min-max)	kW	2,6(0,9-3,4)	3,5(1,1-4,2)	5,3(1,8-6,1)	7,0(2,1-7,9)
	avg. heating (min-max)		2,9(0,8-3,4)	3,8(1,1-4,2)	5,6(1,4-6,7)	7,3(1,6-8,8)
Energy rate	cooling/ heating		A++/A+	A++/A+	A++/A+	A++/A+
SEER	average	W/W	6,2	6,1	7,1	6,1
SCOP	average		4	4	4	4
Power input	avg. cooling (min-max)	W	710(100-1240)	1237(130-1580)	1539(140-2360)	2345(160-2960)
	avg. heating (min-max)		739(120-1200)	964(100-1580)	1480(200-2410)	2035(260-3140)
Operating current	avg. cooling (min-max)	A	3,1(0,4-5,4)	5,4(0,5-6,9)	6,9(0,6-10,3)	10,2(0,7-13,3)
	avg. heating (min-max)		3,2(0,5-5,2)	4,2(0,4-6,9)	6,4(0,9-10,5)	10,2(1,1-13,3)
Air flow	indoor unit	m ³ /h	520/460/360	600/500/360	840/680/540	980/817/662
	outdoor unit		1700	1700	2500	3000
Cooling/ heating operating temperature	indoor unit	°C	17÷32/0÷30	17÷32/0÷30	17÷32/0÷30	17÷32/0÷30
	outdoor unit		-15÷50/-25÷30	-15÷50/-25÷30	-15÷50/-25÷30	-15÷50/-25÷30
Sound pressure level	indoor unit	dB(A)	40/30/26/21	40/34/26/22	44/37/30/25	44,5/42/34,5/28
	outdoor unit		55,5	56	56	59,5
Net dimensions w/h/d	indoor unit	mm	805/285/194	805/285/194	957/302/213	1040/327/220
	outdoor unit		700/550/275	700/550/275	800/554/333	845/702/363
Transport dimensions w/h/d	indoor unit	mm	870/360/270	870/360/270	1035/380/295	1120/310/405
	outdoor unit		815/615/325	815/615/325	920/615/390	965/765/395
Net weight	indoor unit	kg	7,5	7,5	10	12,3
	outdoor unit		22,7	22,7	34	51,5
Transport weight	indoor unit	kg	9,7	9,7	13	15,8
	outdoor unit		25,2	25,2	36,7	54,5
Gas/liquid pipes diameter		mm	6,35/9,52	6,35/9,52	6,35/12,7	9,52/15,9
Maximum refrigerant pipe length		m	25	25	30	50
Maximum difference in levels			10	10	20	25
Power supply	indoor unit	V/Hz/Ph	220-240/50/1	220-240/50/1	220-240/50/1	220-240/50/1
Circuit breaker/fuse	outdoor unit	A	10	16	16	20
Power supply wires	outdoor unit	number of conductors x mm ²	3x1,5	3x1,5	3x2,5	3x2,5
Control wires	in-out. unit		5x1,5	5x1,5	5x1,5	5x1,5
Refrigerant charged quantity (up to 5 mb)		kg	0,5	0,5	1	1,6
Refrigerant additional quantity (over 5mb)		g/m	12	12	12	24

controllers



RG57



KJR12B (option)





KJR90A (option)

KWX 09 | 12 | 18 | 24 HRDI

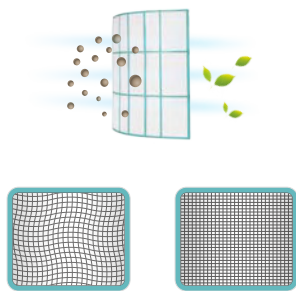
The energy-saving KAISAI Fly wall-mounted air-conditioner with its new R32 refrigerant is equipped with an elegant panel to fit any interior. The device is able to provide heating when the outside temperature drops down to -25°C . Standard WiFi feature enables comfortable control and a modern wireless remote controller allows to adjust 3 additional features: exchanger SELF-CLEANING, continuous HEATING 8°C and FOLLOW ME feature for the temperature sensor.



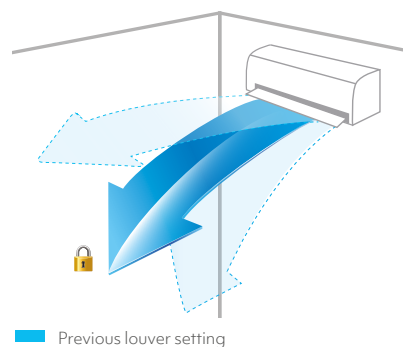
Due to the use of modern technology and new R32 refrigerant, the air-conditioner can operate in a **wide range of outdoor temperatures**: from -15 to 50°C in cooling mode and from -25 to 30°C in heating mode.



Use of **high-density filters** significantly increases efficiency of impurities retention by up to 50%.



Due to the **remembering the lower settings**, the air-conditioner retains the last parameters after each shutdown and returns them after the start-up.



SELECTED APPLICATIONS



apartments and houses



offices, conference rooms, hotels



options:



AIR-CONDITIONERS

wall-mounted Focus

A⁺ R410A



MODEL	indoor unit		KWF-09HRDI	KWF-12HRDI	KWF-18HRDI	KWF-24HRDI
	outdoor unit		KWF-09HRDO	KWF-12HRDO	KWF-18HRDO	KWF-24HRDO
Capacity	avg. cooling (min-max)	kW	2,6(1,0-3,2)	3,5(1,1-4,1)	5,3(1,8-6,1)	7,0(2,7-7,9)
	avg. heating (min-max)		2,9(0,8-3,3)	3,8(0,9-4,2)	5,5(1,4-6,7)	7,3(1,6-8,8)
Energy rate	cooling/ heating		A++/A+	A++/A+	A++/A+	A++/A+
SEER	average	W/W	6,1	6,1	6,5	6,3
SCOP	average		4	4	4,2	4
Power input	avg. cooling (min-max)	W	879(100-1240)	1256(100-1580)	1630 (140-2360)	2680(240-3030)
	avg. heating (min-max)		887(120-1200)	1154(130-1510)	1540 (200-2410)	2550(260-3140)
Operating current	avg. cooling (min-max)	A	0,4-5,4	0,4-6,9	0,6-10,3	1,0-13,2
	avg. heating (min-max)		0,5-5,2	0,6-6,6	0,9-10,5	1,1-13,7
Air flow	indoor unit	m ³ /h	430/320/230	520/420/340	610/460/360	960/820/650
	outdoor unit		1800	1800	2100	2700
Cooling/ heating operating temperature	indoor unit	°C	17±32/0±30	17±32/0±30	17±32/0±30	17±32/0±30
	outdoor unit		-15±50/-15±30	-15±50/-15±30	-15±50/-15±30	-15±50/-15±30
Sound pressure level	indoor unit	dB(A)	38/31/25	38/32/26	36/29/23	43/37/31
	outdoor unit		53	55	57	59
Net dimensions w/h/d	indoor unit	mm	715/250/188	800/275/188	940/275/205	1045/315/235
	outdoor unit		770/ 555/300	770/555/300	800/554/333	845/702/363
Transport dimensions w/h/d	indoor unit	mm	775/324/260	865/350/265	1015/350/265	1135/395/315
	outdoor unit		900/585/345	900/585/345	920/615/390	965/755/395
Net weight	indoor unit	kg	6,3	7,2	9	12
	outdoor unit		25,2	25,5	38	48
Transport weight	indoor unit	kg	8,2	9,5	12	15
	outdoor unit		27,4	27,7	40	51
Gas/liquid pipes diameter		mm	6,35/9,52	6,35/9,52	6,35/12,7	9,52/15,9
Maximum refrigerant pipe length		m	25	25	30	50
Maximum difference in levels			10	10	20	25
Power supply	indoor unit	V/Hz/Ph	220-240/50/1	220-240/50/1	220-240/50/1	220-240/50/1
Circuit breaker/fuse	outdoor unit	A	10	16	16	20
Power supply wires	outdoor unit	number of conductors x mm ²	3x1,5	3x1,5	3x2,5	3x2,5
Control wires	in-out. unit		5x1,5	5x1,5	5x1,5	5x1,5
Refrigerant charged quantity (up to 5 mb)		kg	0,8	0,8	1,48	2
Refrigerant additional quantity (over 5mb)		g/m	15	15	15	30

controllers



RG57



KJR12B (option)



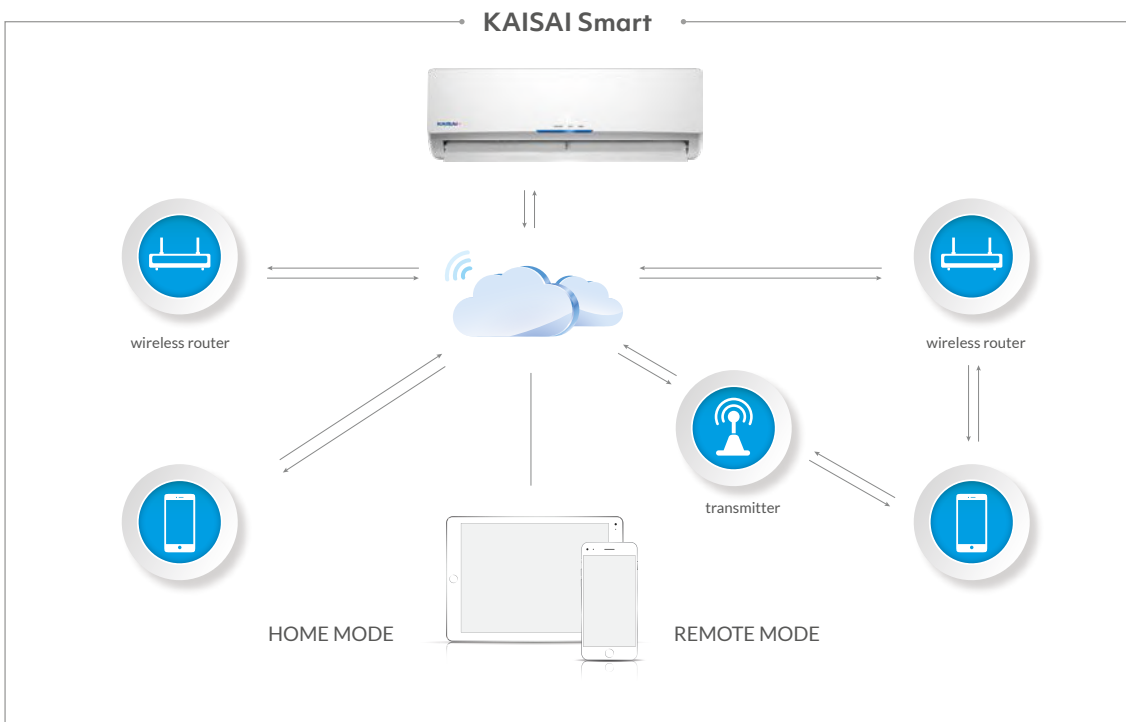
KJR90A (option)

KWF 09 | 12 | 18 | 24 HRDI

Due to the Wi-Fi feature, KAISAI Focus wall-mounted air conditioner can be controlled using a smartphone or a tablet. This energy-saving device is equipped with a modern remote controller to control 3 additional features: exchanger self-cleaning, constant heating at 8°C and temperature sensor in the remote control.



Air conditioners equipped with a WiFi module can be controlled through an application installed in a mobile device (phone, tablet). Due to this solution the user can control the device operating parameters 24 hours per day in any place in the world. The following settings are possible: room air temperature, air-conditioner on/off time, selection of operating modes, fan speed.



SELECTED APPLICATIONS



rooms and houses



hotels, restaurants, service facilities



AIR-CONDITIONERS

wall-mounted Pro

A⁺ R410A



MODEL	indoor unit		KS11M-12HRFI
	outdoor unit		KS11M-12HRFO
Capacity	avg. cooling (min-max)	kW	3,5(1,0-4,6)
	avg. heating (min-max)		4,1(0,9-5,9)
Energy rate	cooling/ heating		A+++/A++
SEER	average	W/W	8,5
SCOP	average		4,6
Power input	avg. cooling (min-max)	W	879(60-1759)
	avg. heating (min-max)		1140(130-1934)
Operating current	avg. cooling (min-max)	A	3,82(0,26-7,65)
	avg. heating (min-max)		4,96(0,57-8,41)
Air flow	indoor unit	m ³ /h	615/455/365
	outdoor unit		1900
Cooling/ heating operating temperature	indoor unit	°C	17÷32/0÷30
	outdoor unit		-15÷50/-25÷30
Sound pressure level	indoor unit	dB(A)	42/37/30/20
	outdoor unit		57
Net dimensions w/h/d	indoor unit	mm	835/280/198
	outdoor unit		810/558/310
Transport dimensions w/h/d	indoor unit	mm	910/355/270
	outdoor unit		920/615/390
Net weight	indoor unit	kg	8,7
	outdoor unit		39,7
Transport weight	indoor unit	kg	11,2
	outdoor unit		42,5
Gas/liquid pipes diameter		mm	6,35/9,52
Maximum refrigerant pipe length		m	25
Maximum difference in levels			10
Power supply	indoor unit	V/Hz/Ph	220-240/50/1
Circuit breaker/fuse	outdoor unit	A	10
Power supply wires	outdoor unit	number of conductors x mm ²	3x1,5
Control wires	in-out. unit		5x1,5
Refrigerant charged quantity (up to 5 mb)		kg	1,5
Refrigerant additional quantity (over 5mb)		g/m	15

controllers



RG57



KJR12B (option)



KJR90A (option)

KS11M | 12 | HRFI

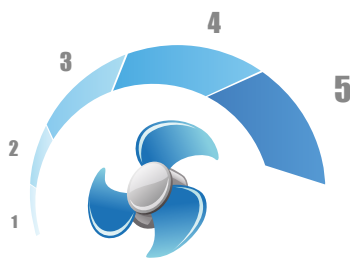
The KAISAI Pro wall-mounted air-conditioner has high energy efficiency and comfort features – WiFi connection (control by a smartphone or a tablet). Perfect solution for heating facilities located in the cold-climate zones which provides efficient heating when the outside temperature drops down to -25°C .



Due to the **TURBO mode** it is possible to achieve desired cooling or heating effect in a very short time, and thus quick cooling or heating of the air-conditioned room.



Five speeds of inverter fan motor of the outdoor unit significantly reduce noise and energy consumption.



When the user is outside the room and the heating mode is on, the air-conditioner maintains a constant room temperature of up to 8°C , preventing the room from cooling down.



SELECTED APPLICATIONS



small service facilities



apartments, houses, holiday houses



options:



AIR-CONDITIONERS

floor/ceiling

A+



R32

MODEL	indoor unit		KUE-18HRF32	KUE-24HRF32	KUE-36HRF32	KUE-48HRF32	KUE-55HRF32
	outdoor unit		KOB30U-18HFN32	KOCA30U-24HFN32	KOD30U-36HFN32	KOE30U-48HFN32	KOE30U-55HFN32
Capacity	avg. cooling (min-max)	kW	5,3(1,3-6,1)	7,0(2,2-8,2)	10,6(2,6-12,0)	14,2(5,0-15,1)	16,0(5,3-17,0)
	avg. heating (min-max)		5,6(1,8-7,0)	7,6(2,4-8,6)	11,1(2,9-13,2)	16,1(3,8-18,0)	18,2(4,4-19,6)
Energy rate	cooling/ heating		A++/A+	A++/A+	A++/A+	A++/A+	A++/A+
SEER	average	W/W	6,1	6,1	6,1	6,1	6,1
SCOP	average		4	4	4	4	4
Power input	avg. cooling (min-max)	W	1640(280-2150)	2190(480-2850)	3950(660-4500)	5500(1158-5703)	6063(1227-6296)
	avg. heating (min-max)		1500(330-2180)	2050(500-2880)	3000(6500-4550)	5050(1026-6200)	6036(1022-6546)
Operating current	avg. cooling (min-max)	A	7,1(1,2-9,3)	9,5(2,1-12,4)	7,2(1,2-8,2)	9,1(1,8-9,3)	10,5(1,9-10,3)
	avg. heating (min-max)		6,5(1,4-9,5)	8,9(2,2-12,5)	5,2(1,5-8,3)	8,1(1,6-10,3)	9,9(1,6-10,8)
Air flow	indoor unit	m³/h	902/786/677	1208/1066/853	2160/1844/1431	2329/1930/1417	2454/1834/1426
	outdoor unit		2100	2700	4000	7500	7500
Cooling/ heating operating temperature	indoor unit	°C	17÷32/0÷30	17÷32/0÷30	17÷32/0÷30	17÷32/0÷30	17÷32/0÷30
	outdoor unit		-15÷50/-15÷24	-15÷50/-15÷24	-15÷50/-15÷24	-15÷50/-15÷24	-15÷50/-15÷24
Sound pressure level	indoor unit	dB(A)	45/40/37	50/46/41	51/47/42	54/50/46	54/47/42
	outdoor unit		57	62	64	66	66
Net dimensions w/h/d	indoor unit	mm	1068/675/235	1068/675/235	1650/675/235	1650/675/235	1650/675/235
	outdoor unit		800/554/333	845/702/363	946/810/410	952/1333/410	952/1333/410
Transport dimensions w/h/d	indoor unit	mm	1145/755/313	1145/755/313	1725/755/313	1725/755/313	1725/755/313
	outdoor unit		920/615/390	965/765/395	1090/865/500	1095/1470/500	1095/1470/500
Net weight	indoor unit	kg	26,6	26,8	39	41,2	41,4
	outdoor unit		35,6	66,8	81,5	106,7	111,3
Transport weight	indoor unit	kg	31,8	31,9	45	47,6	47,8
	outdoor unit		38,5	72,6	87	119,9	124,3
Gas/liquid pipes diameter		mm	6,35/12,7	9,52/15,9	9,52/15,9	9,52/15,9	9,52/15,9
Maximum refrigerant pipe length		m	30	50	65	65	65
Maximum difference in levels			20	25	30	30	30
Power supply	indoor unit	V/Hz/Ph	220-240/50/1	220-240/50/1	220-240/50/1	220-240/50/1	220-240/50/1
Circuit breaker/fuse	indoor unit	A	220-240/50/1	220-240/50/1	380-420/50/3	380-420/50/3	380-420/50/3
	outdoor unit		16	20	16	16	16
Power supply wires	indoor unit	number of conductors x mm²	3x1,5	3x1,5	3x1,5	3x1,5	3x1,5
	outdoor unit		3x2,5	3x2,5	5x2,5	5x2,5	5x2,5
Control wires	in-out. unit		2x0,5 shielded	2x0,5 shielded	2x0,5 shielded	2x0,5 shielded	2x0,5 shielded
Refrigerant charged quantity (up to 5 mb)		kg	1,35	1,5	2,4	2,8	2,95
Refrigerant additional quantity (over 5mb)		g/m	12	24	24	24	24
External diameter of condensate drain		mm	25	25	25	25	25

controllers



RG57



KJR12B (option)



KJR90A (option)



CCM03 (option)

KUE 18 | 24 | 36 | 48 | 55 HRF32

KUE 18 | 24 | 36 | 48 | 55 HRF47

Universal air-conditioners ideal for rooms without suspended ceilings. Their distinguishing feature is a three-dimensional air supply provided by the automatic louver control which ensures optimal air circulation and even temperature distribution.

R410A

MODEL	indoor unit		KUE-18HRF47	KUE-24HRF47	KUE-36HRF47	KUE-48HRF47	KUE-55HRF47
	outdoor unit		KOB30U-18HFN4	KOCA30U-24HFN4	KOD30U-36HFN4	KOE30U-48HFN4	KOE30U-55HFN4
Capacity	avg. cooling (min-max)	kW	5,3(0,8-6,1)	7,0(1,2-8,2)	10,6(2,9-12,0)	14,1(4,1-16,4)	15,8(5,0-18,1)
	avg. heating (min-max)		5,7(0,9-7,0)	7,0(1,2-8,6)	11,1(2,6-13,2)	16,4(4,4-18,5)	18,2(5,2-20,5)
Energy rate	cooling/ heating		A++/A+	A++/A+	A++/A+	A++/A+	A++/A+
SEER	average	W/W	6,1	6,1	6,1	6,1	6,1
SCOP	average		4	4	4	4	4
Power input	avg. cooling (min-max)	W	1630(270-2365)	2285(400-3155)	4060(975-4620)	5190(1370-6310)	6060(1660-6965)
	avg. heating (min-max)		1460(255-2510)	1900(400-3090)	2985(880-4690)	4810(1465-6590)	5645(1760-7320)
Operating current	avg. cooling (min-max)	A	7,5(1,2-10,9)	10,4(1,8-14,4)	7,0(1,7-8,0)	9,0(2,4-10,9)	10,5(2,9-12,0)
	avg. heating (min-max)		6,7(1,2-11,5)	8,7(1,8-14,1)	5,2(1,5-8,1)	8,3(2,5-11,4)	9,7(3,0-12,6)
Air flow	indoor unit	m ³ /h	900/800/700	1200/1080/890	2048/1767/1403	2100/1800/1400	2250/1660/1280
	outdoor unit		2100	2700	4300	6800	7200
Cooling/ heating operating temperature	indoor unit	°C	17÷32/0÷30	17÷32/0÷30	17÷32/0÷30	17÷32/0÷30	17÷32/0÷30
	outdoor unit		-15÷50/-15÷24	-15÷50/-15÷24	-15÷50/-15÷24	-15÷50/-15÷24	-15÷50/-15÷24
Sound pressure level	indoor unit	dB(A)	44/39/34	53/48/42	52/46/40	52/46/41	55/50/45
	outdoor unit		56,5	60,5	62	65	62,5
Net dimensions w/h/d	indoor unit	mm	1068/675/235	1068/675/235	1650/675/235	1650/675/235	1650/675/235
	outdoor unit		800/554/333	845/702/363	946/810/410	952/1333/410	952/1333/410
Transport dimensions w/h/d	indoor unit	mm	1145/755/313	1145/755/313	1725/755/313	1725/755/313	1725/755/313
	outdoor unit		920/615/390	965/755/395	1090/865/500	1095/1470/500	1095/1470/500
Net weight	indoor unit	kg	26	25	40	40	40
	outdoor unit		35,5	49	79	108	113
Transport weight	indoor unit	kg	30	30	47	47	47
	outdoor unit		38	51,5	84	121	126
Gas/liquid pipes diameter		mm	6,35/12,7	9,52/15,9	9,52/15,9	9,52/15,9	9,52/15,9
Maximum refrigerant pipe length		m	30	50	65	65	65
Maximum difference in levels			20	25	30	30	30
Power supply	indoor unit	V/Hz/Ph	220-240/50/1	220-240/50/1	220-240/50/1	220-240/50/1	220-240/50/1
Circuit breaker /fuse	indoor unit	A	220-240/50/1	220-240/50/1	380-420/50/3	380-420/50/3	380-420/50/3
	outdoor unit		16	20	16	16	16
Power supply wires	indoor unit	number of conductors x mm ²	3x1,5	3x1,5	3x1,5	3x1,5	3x1,5
	outdoor unit		3x2,5	3x2,5	5x2,5	5x2,5	5x2,5
Control wires	in-out. unit		2x0,5 shielded	2x0,5 shielded	2x0,5 shielded	2x0,5 shielded	2x0,5 shielded
Refrigerant charged quantity (up to 5 mb)		kg	1,48	1,95	3,2	4	4,3
Refrigerant additional quantity (over 5mb)		g/m	15	30	30	30	30
External diameter of condensate drain		mm	25	25	25	25	25

controllers



RG57



KJR12B (option)



KJR90A (option)



CCM03 (option)



options:



AIR-CONDITIONERS

cassette Kompakt

A⁺ R410A



MODEL	jedn. wewnętrzna		KCA3U-12HRF47	KCA3-18HRF47
	jedn. zewnętrzna		KOB30U-12HFN4	KOB30U-18HFN4
Capacity	avg. cooling (min-max)	kW	3,5(0,6-4,4)	5,3(0,8-6,1)
	avg. heating (min-max)		4,1(0,6-5,1)	5,6(0,9-7,0)
Energy rate	cooling/ heating		A++/A+	A++/A+
SEER	average	W/W	6,1	6,3
SCOP	average		4	4
Power input	avg. cooling (min-max)	W	960(210-1692)	1630(270-2365)
	avg. heating (min-max)		995(496-1830)	1500(295-2510)
Operating current	avg. cooling (min-max)	A	4,4(1,0-7,7)	7,5(1,2-10,9)
	avg. heating (min-max)		4,5(2,3-8,4)	6,8(1,38-11,50)
Air flow	indoor unit	m ³ /h	650/530/450	660/550/490
	outdoor unit		2000	2100
Cooling/ heating operating temperature	indoor unit	°C	17÷32/0÷30	17÷32/0÷30
	outdoor unit		-15÷50/-15÷24	-15÷50/-15÷24
Sound pressure level	indoor unit	dB(A)	42/38/34	46/42/38
	outdoor unit		57	56,5
Net dimensions w/h/d	indoor unit	mm	570/260/570	570/260/570
	panel		647/50/647	647/50/647
	outdoor unit		800/554/333	800/554/333
Transport dimensions w/h/d	indoor unit	mm	655/290/655	655/290/655
	panel		715/123/715	715/123/715
	outdoor unit		920/615/390	920/615/390
Net weight	indoor unit / panel	kg	16/2,5	16/2,5
	outdoor unit		34	35,5
Transport weight	indoor unit / panel	kg	19/4,5	19/4,5
	outdoor unit		37	38
Gas/liquid pipes diameter		mm	6,35/9,52	6,35/12,7
Maximum refrigerant pipe length		m	25	30
Maximum difference in levels		m	10	20
Power supply	indoor unit	V/Hz/Ph	220-240/50/1	220-240/50/1
	outdoor unit		220-240/50/1	220-240/50/1
Circuit breaker/fuse	outdoor unit	A	16	16
Power supply wires	indoor unit	number of conductors x mm ²	-	3x1,5
	outdoor unit		3x2,5	3x2,5
Control wires	in-out. unit		4x1,5	2x0,5 shielded
Refrigerant charged quantity (up to 5 mb)		kg	1,38	1,48
Refrigerant additional quantity (over 5mb)		g/m	15	15
External diameter of condensate drain		mm	25	25

controllers



RG57



KJR12B (option)



KJR90A (option)



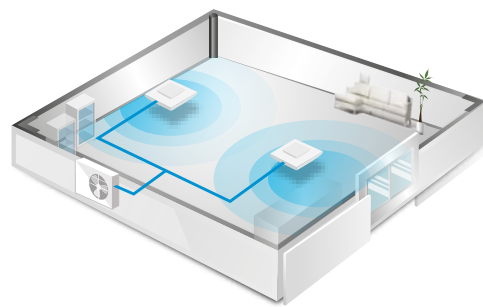
CCM03 (option)

KCA3U 12 | 18 HRF47

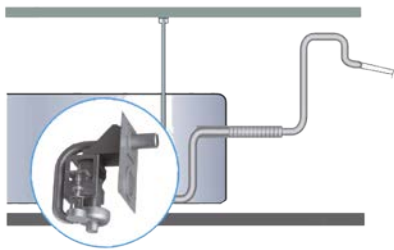
Kompakt cassette air-conditioners equipped with an indoor unit having silent fan and circumferential air supply. They are highly efficient and comfortable. They have a fresh air supply feature and provide connection of two indoor units to one unit (TWIN system).




Due to the **TWIN combination**, two identical indoor units operate simultaneously when connected to one outdoor unit. This is a perfect solution for a large open space. Implementing two indoor units ensures a more even temperature distribution in the room and eliminates the need for two outdoor units.



Due to the **built-in pump**, condensation can be removed from heights of up to 750 mm.



Cassette air-conditioners are equipped with additional air supply gaps in the panel. This design ensures that the **360° air** handling unit can provide even better air distribution in any air-conditioned room.



SELECTED APPLICATIONS



hotel rooms, service facilities



offices, public utility facilities



options:



AIR-CONDITIONERS

cassette Super Slim

A⁺



R32

MODEL	jedn. wewnętrzna		KCD-24HRF32	KCD-36HRF32	KCD-48HRF32	KCD-55HRF32
	jedn. zewnętrzna		KOCA30U-24HFN32	KOD30U-36HFN32	KOE30U-48HFN32	KOE30U-55HFN32
Capacity	avg. cooling (min-max)	kW	7,0(2,2-8,2)	10,6(2,6-12,0)	14,0(4,8-14,6)	15,8(5,3-16,7)
	avg. heating (min-max)		7,6(2,4-8,6)	11,1(2,9-13,2)	16,1(3,9-16,8)	18,2(4,4-19,3)
Energy rate	cooling/ heating		A++/A+	A++/A+	A++/A+	A++/A+
SEER	average	W/W	6,1	6,1	6,1	6,1
SCOP	average		4	4	4	4
Power input	avg. cooling (min-max)	W	2190(480-2850)	3950(660-4500)	5130(1174-5602)	5951(1147-6682)
	avg. heating (min-max)		2050(500-2880)	3000(650-4550)	5050(987-5378)	6036(1022-6448)
Operating current	avg. cooling (min-max)	A	9.5(2.1-12.4)	7.2(1.2-8.2)	8.3(1.8-9.3)	9.8(1.8-11.0)
	avg. heating (min-max)		8.9(2.2-12.5)	5.5(1.2-8.3)	8.2(1,6-8.8)	9.9(1.6-10.6)
Air flow	indoor unit	m ³ /h	1378/1200/1032	1775/1620/1438	1715/1568/1381	1970/1737/1537
	outdoor unit		2700	4000	7500	7500
Cooling/ heating operating temperature	indoor unit	°C	17÷32/0÷30	17÷32/0÷30	17÷32/0÷30	17÷32/0÷30
	outdoor unit		-15÷50/-15÷24	-15÷50/-15÷24	-15÷50/-15÷24	-15÷50/-15÷24
Sound pressure level	indoor unit	dB(A)	47/43/40	52/49/46	52/50/49	53/50/48
	outdoor unit		62	64	66	66
Net dimensions w/h/d	indoor unit	mm	840/245/840	840/245/840	840/287/840	840/287/840
	panel		950/55/950	950/55/950	950/55/950	950/55/950
	outdoor unit		845/702/363	946/810/410	952/1333/410	952/1333/410
Transport dimensions w/h/d	indoor unit	mm	900/265/900	900/265/900	900/292/900	900/292/900
	panel		1035/90/1035	1035/90/1035	1035/90/1035	1035/90/1035
	outdoor unit		965/765/395	1090/865/500	1095/1470/500	1095/1470/500
Net weight	indoor unit / panel	kg	23/5	27,5/ 5	29/ 5	29,7/ 5
	outdoor unit		66,8	81,5	106,7	111,3
Transport weight	indoor unit / panel	kg	27/8	31/ 8	32,7/ 8	33,4 / 8
	outdoor unit		72,6	87	119,9	124,3
Gas/liquid pipes diameter		mm	9,52/15,9	9,52/15,9	9,52/15,9	9,52/15,9
Maximum refrigerant pipe length		m	50	65	65	65
Maximum difference in levels		m	25	30	30	30
Power supply	indoor unit	V/Hz/Ph	220-240/50/1	220-240/50/1	220-240/50/1	220-240/50/1
	outdoor unit		220-240/50/1	380-420/50/3	380-420/50/3	380-420/50/3
Circuit breaker/fuse	outdoor unit	A	20	16	16	16
Power supply wires	indoor unit	number of conductors x mm ²	3x1,5	3x1,5	3x1,5	3x1,5
	outdoor unit		3x2,5	5x2,5	5x2,5	5x2,5
Control wires	in-out. unit		2x0,5 shielded	2x0,5 shielded	2x0,5 shielded	2x0,5 shielded
Refrigerant charged quantity (up to 5 mb)		kg	1,5	2,4	2,8	2,95
Refrigerant additional quantity (over 5mb)		g/m	24	24	24	24
External diameter of condensate drain		mm	32	32	32	32

controllers



RG57



KJR12B (option)



KJR90A (option)



CCM03 (option)

KCD 24 | 36 | 48 | 55 HRF32

KCD 24 | 36 | 48 | 55 HRF47

Super Slim compact cassette air-conditioners, suitable for rooms with limited suspended ceiling space. Due to the circumferential air supply, the air is evenly distributed and the fresh air flow makes the supply amazingly pleasant. Two indoor units can be connected to one unit (TWIN system).

R410A

MODEL	jedn. wewnętrzna		KCD-24HRF47	KCD-36HRF47	KCD-48HRF47	KCD-55HRF47
	jedn. zewnętrzna		KOCA30U-24HFN4	KOD30U-36HFN4	KOE30U-48HFN4	KOE30U-55HFN4
Capacity	avg. cooling (min-max)	kW	7,0(1,2-8,2)	10,6(2,9-12,0)	13,8(4,0-16,1)	16,1(5,0-18,5)
	avg. heating (min-max)		7,0(1,2-8,6)	11,1(2,6-13,2)	15,5(4,2-17,6)	18,2(5,3-20,5)
Energy rate	cooling/ heating		A++/A+	A++/A+	A+/A+	A+/A+
SEER	average	W/W	6,1	6,1	5,6	5,6
SCOP	average		4	4	6,1	6,1
Power input	avg. cooling (min-max)	W	2170(400-3155)	4060(975-4620)	5159(4130-6200)	6395(1660-7100)
	avg. heating (min-max)		1900(400-3090)	3085(880-4690)	4555(1400-6765)	5735(1760-7320)
Operating current	avg. cooling (min-max)	A	9,9(1,8-14,4)	7,0(1,7-8,0)	8,9(2,3-10,7)	11,0(2,9-12,3)
	avg. heating (min-max)		8,7(1,8-14,1)	5,3(1,5-8,1)	6,9(2,1-11,7)	9,9(3,0-12,6)
Air flow	indoor unit	m ³ /h	1450/1250/1100	1900/1750/1460	1850/1600/1400	1900/1650/1450
	outdoor unit		2700	4300	6800	7200
Cooling/ heating operating temperature	indoor unit	°C	17÷32/0÷30	17÷32/0÷30	17÷32/0÷30	17÷32/0÷30
	outdoor unit		-15÷50/-15÷24	-15÷50/-15÷24	-15÷50/-15÷24	-15÷50/-15÷24
Sound pressure level	indoor unit	dB(A)	46/42/39	53/50/47	55/51/48	52/49/46
	outdoor unit		60,5	62	65	62,5
Net dimensions w/h/d	indoor unit	mm	840/245/840	840/245/840	840/287/840	840/287/840
	panel		900/55/900	900/55/900	900/55/900	900/55/900
	outdoor unit		845/702/363	946/810/410	952/1333/410	952/1333/410
Transport dimensions w/h/d	indoor unit	mm	900/265/900	900/265/900	900/292/900	900/292/900
	panel		1035/90/1035	1035/90/1035	1035/90/1035	1035/90/1035
	outdoor unit		965/755/395	1090/865/500	1095/1470/500	1095/1470/500
Net weight	indoor unit / panel	kg	24 / 5	26 / 5	28 / 5	31 / 5
	outdoor unit		49	79	108	113
Transport weight	indoor unit / panel	kg	28 / 8	30 / 8	32 / 8	34 / 8
	outdoor unit		51,5	84	121	126
Gas/liquid pipes diameter		mm	9,52/15,9	9,52/15,9	9,52/15,9	9,52/15,9
Maximum refrigerant pipe length		m	50	65	65	65
Maximum difference in levels			25	30	30	30
Power supply	indoor unit	V/Hz/Ph	220-240/50/1	220-240/50/1	220-240/50/1	220-240/50/1
	outdoor unit		220-240/50/1	380-420/50/3	380-420/50/3	380-420/50/3
Circuit breaker/fuse	outdoor unit	A	20	16	16	16
Power supply wires	indoor unit	number of conductors	3x1,5	3x1,5	3x1,5	3x1,5
	outdoor unit		3x2,5	5x2,5	5x2,5	5x2,5
Control wires	in-out. unit	x mm ²	2x0,5 shielded	2x0,5 shielded	2x0,5 shielded	2x0,5 shielded
Refrigerant charged quantity (up to 5 mb)		kg	1,95	3,2	4	4,3
Refrigerant additional quantity (over 5mb)		g/m	30	30	30	30
External diameter of condensate drain		mm	32	32	32	32



AIR-CONDITIONERS

duct Slim

A+ R32



NEW

MODEL	jedn. wewnętrzna		KTI-18HWF32	KTI-24HWF32	KTI-36HWF32	KTI-48HWF32	KTI-55HWF32
	jedn. zewnętrzna		KOB30U-18HFN32	KOCA30U-24HFN32	KOD30U-36HFN32	KOE30U-48HFN32	KOE30U-55HFN32
Capacity	avg. cooling (min-max)	kW	5.3(1.2-6.1)	7.0(2.2-8.2)	10.6(2.6-12.0)	14.0(4.3-15.2)	15.4(5.9-17.3)
	avg. heating (min-max)		5.6(1.8-7.0)	7.6(2.4-8.6)	11.1(2.9-13.2)	16.1(3.7-18.0)	18.2(4.7-20.5)
Energy rate	cooling/ heating		A++/A+	A++/A+	A++/A+	A++/A+	A++/A+
SEER	average	W/W	6,1	6,1	6,1	6,1	6,1
SCOP	average		4	4	4	4	4
Power input	avg. cooling (min-max)	W	1640(280-2150)	2190(480-2850)	3950(660-4500)	5150(1170-5699)	5423(1274-6651)
	avg. heating (min-max)		1500(330-2180)	2050(500-2880)	3000(650-4550)	4280(1048-6124)	5329(1042-6034)
Operating current	avg. cooling (min-max)	A	7,1(1,2-9,3)	9,5(2,1-12,4)	7,2(1,2-8,2)	8,3(1,8-9,4)	8,93(2,0-11,0)
	avg. heating (min-max)		6,5(1,4-9,5)	8,9(2,2-12,5)	5,5(1,2-8,3)	6,8(1,65-10,22)	8,8(1,6-9,9)
Air flow	jedn. wewnętrzna	m ³ /h	1006/853/684	1248/1054/839	1400/1150/750	2400/2040/1680	2600/2210/1820
	jedn. zewnętrzna		2100	2700	4000	7500	7500
External static pressure	of a factory / max.	Pa	25/100	25/160	37/160	50/160	50/160
Cooling/ heating operating temperature	indoor unit	°C	17±32/0±30	17±32/0±30	17±32/0±30	17±32/0±30	17±32/0±30
	outdoor unit		-15±50/-15±24	-15±50/-15±24	-15±50/-15±24	-15±50/-15±24	-15±50/-15±24
Sound pressure level	indoor unit	dB(A)	44/42/40	44/42/40	47/43/40	50.5/49.5/48	54/52/50.5
	outdoor unit		57	62	64	66	66
Net dimensions w/h/d	indoor unit	mm	880/210/674	1100/249/774	1360/249/774	1200/300/874	1200/300/874
	outdoor unit		800/554/333	845/702/363	946/810/410	952/1333/410	952/1333/410
Transport dimensions w/h/d	indoor unit	mm	1070/270/725	1305/305/805	1570/305/805	1405/355/915	1405/355/915
	outdoor unit		920/615/390	965/765/395	1090/865/500	1095/1470/500	1095/1470/500
Net weight	indoor unit	kg	25,6	31,5	40,5	47,6	47,6
	outdoor unit		35,6	66,8	81,5	106,7	111,3
Transport weight	indoor unit	kg	31,4	38,9	48,5	55,8	55,8
	outdoor unit		38,5	72,6	87	119,9	124,3
Gas/liquid pipes diameter		mm	6,35/12,7	9,52/15,9	9,52/15,9	9,52/15,9	9,52/15,9
Maximum refrigerant pipe length		m	30	50	65	65	65
Maximum difference in levels			20	25	30	30	30
Power supply	indoor unit	V/Hz/Ph	220-240/50/1	220-240/50/1	220-240/50/1	220-240/50/1	220-240/50/1
Circuit breaker/fuse	indoor unit		220-240/50/1	220-240/50/1	380-420/50/3	380-420/50/3	380-420/50/3
	outdoor unit	A	16	20	16	16	16
Power supply wires	indoor unit	number of conductors x mm ²	3x1,5	3x1,5	3x1,5	3x1,5	3x1,5
	outdoor unit		3x2,5	3x2,5	5x2,5	5x2,5	5x2,5
Control wires	in-out. unit		2x0,5 shielded	2x0,5 shielded	2x0,5 shielded	2x0,5 shielded	2x0,5 shielded
Refrigerant charged quantity (up to 5 mb)		kg	1,35	1,5	2,4	2,8	2,95
Refrigerant additional quantity (over 5mb)		g/m	12	24	24	24	24
External diameter of condensate drain		mm	25	25	25	25	25

controllers



KJR12B



RG57 (option)



KJR90A (option)



CCM03 (option)

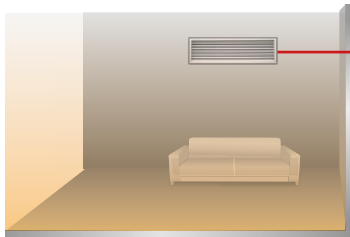
KTI 18 | 24 | 36 | 48 | 55 HWF32

The new SLIM series of duct air-conditioners has higher external static pressure – 160 Pa while maintaining a low noise level. This unit is smaller than a standard duct type unit, which allows its installation in a small space of the suspended ceiling. Due to the use of modern technology, the air-conditioner automatically adapts static pressure and maintains a constant air flow rate.

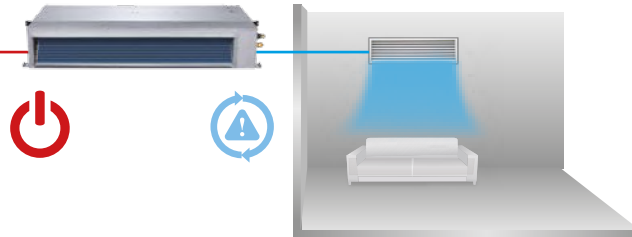


Emergency mode feature allows the air-conditioner to operate even if one of the sensors fails. Due to this solution operation of the air-conditioner is not interrupted and the unit can be used until the fault is rectified.

WITHOUT EMERGENCY START FEATURE



WITH EMERGENCY START FEATURE



Outside air is supplied to the air-conditioner via connection cable which improves atmosphere in the room.




Possible connection of a central controller to control up to 64 indoor units.



SELECTED APPLICATIONS



cinemas and concert halls



public utility facilities



options:



AIR-CONDITIONERS

duct KTB

A+ R410A



MODEL	jedn. wewnętrzna		KTB-18HWF4	KTB-24HWF4	KTB-36HWF4	KTB-48HWF4	KTB-55HWF4
	jedn. zewnętrzna		KOB30U-18HFN4	KOCA30U-24HFN4	KOD30U-36HFN4	KOE30U-48HFN4	KOE30U-55HFN4
Capacity	avg. cooling (min-max)	kW	5,3(0,79-6,15)	7,0(1,20-8,21)	10,6(2,93-12,02)	14,1(4,10-16,41)	15,8(4,98-18,11)
	avg. heating (min-max)		5,7(0,88-7,03)	7,0(1,20-8,65)	11,1(2,64-13,19)	16,4(4,34-18,13)	18,2(5,28-20,51)
Energy rate	cooling/ heating		A++/A+	A++/A+	A++/A+	A++/A+	A++/A+
SEER	average	W/W	6,5	6,1	6,1	6,1	6,1
SCOP	average		4	4	4	4	4
Power input	avg. cooling (min-max)	W	1685(260-2365)	2285(400-3155)	3965(975-4620)	5115(1370-6310)	5255(1660-6965)
	avg. heating (min-max)		1460(290-2510)	1900(400-3090)	2923(880-4690)	4355(1445-6475)	5033(1760-7320)
Operating current	avg. cooling (min-max)	A	7,7(1,2-10,80)	10,4(1,8-14,4)	6,8(1,7-8,0)	8,8(2,4-10,9)	9,1(2,9-12,0)
	avg. heating (min-max)		6,7(1,3-11,5)	8,7(1,8-14,1)	5,0(1,5-8,1)	7,5(2,5-11,2)	8,7(3,0-12,6)
Air flow	jedn. wewnętrzna	m³/h	1050/900/780	1360/1200/970	1750/1500/1280	2200/1900/1600	2200/1900/1600
	jedn. zewnętrzna		2100	2700	4300	6800	7200
External static pressure	of a factory / max.	Pa	25/100	25/100	37/100	50/100	50/100
Cooling/ heating operating temperature	indoor unit	°C	17±32/0±30	17±32/0±30	17±32/0±30	17±32/0±30	17±32/0±30
	outdoor unit		-15±50/-15±24	-15±50/-15±24	-15±50/-15±24	-15±50/-15±24	-15±50/-15±24
Sound pressure level	indoor unit	dB(A)	44/40/37	46/42/38	48/45/40	50/47/44	50/47/45
	outdoor unit		56,5	60,5	62	65	62,5
Net dimensions w/h/d	indoor unit	mm	920/270/635	920/270/635	1200/300/865	1200/300/865	1200/300/865
	outdoor unit		800/554/333	845/702/363	946/810/410	952/1333/410	952/1333/410
Transport dimensions w/h/d	indoor unit	mm	1150/655/350	1150/655/350	1405/920/373	1405/920/373	1405/920/373
	outdoor unit		920/615/390	965/755/395	1090/865/500	1095/1470/500	1095/1470/500
Net weight	indoor unit	kg	26,9	28	45	43,2	43,1
	outdoor unit		35,5	49	79	108	113
Transport weight	indoor unit	kg	31,5	31,5	53	51,6	51,5
	outdoor unit		38	51,5	84	121	126
Gas/liquid pipes diameter		mm	6,35/12,7	9,52/15,9	9,52/15,9	9,52/15,9	9,52/15,9
Maximum refrigerant pipe length		m	30	50	65	65	65
Maximum difference in levels			20	25	30	30	30
Power supply	indoor unit	V, Hz, Ph	220-240/50/1	220-240/50/1	220-240/50/1	220-240/50/1	220-240/50/1
Circuit breaker/fuse	indoor unit		220-240/50/1	220-240/50/1	380-420/50/3	380-420/50/3	380-420/50/3
	outdoor unit	A	16	20	16	16	16
Power supply wires	indoor unit	number of conductors x mm²	3x1,5	3x1,5	3x1,5	3x1,5	3x1,5
	outdoor unit		3x2,5	3x2,5	5x2,5	5x2,5	5x2,5
Control wires	in-out. unit		2x0,5 shielded	2x0,5 shielded	2x0,5 shielded	2x0,5 shielded	2x0,5 shielded
Refrigerant charged quantity (up to 5 mb)		kg	1,48	1,95	3,2	4	4,3
Refrigerant additional quantity (over 5mb)		g/m	15	30	30	30	30
External diameter of condensate drain		mm	25	25	25	25	25

controllers



KJR12B



RG57 (option)



KJR90A (option)



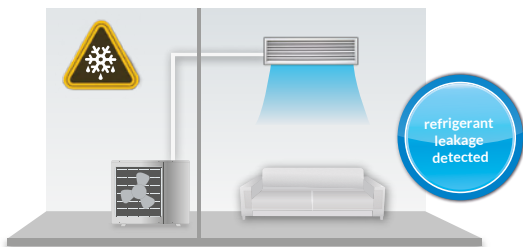
CCM03 (option)

KTB 18 | 24 | 36 | 48 | 55 HWF4

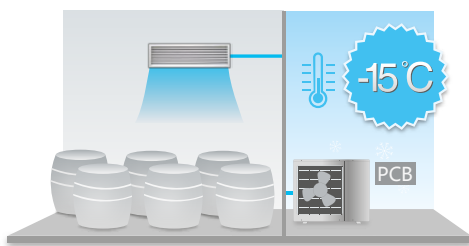
Duct type air-conditioners are suitable for facilities of a large space. Their advantage is free air distribution through ducts and supply air outlets in the entire suspended ceiling space.



When the outdoor unit detects refrigerant leakage, the error code is displayed on the indoor unit control panel.



Due to innovative control panel, the air-conditioner works in a cooling mode even when the outside temperature drops below -15°C .



A **temperature sensor** built into the remote control ensures that user can measure the feature remotely, while the air-conditioner's operation is adjusted to the actual room conditions.



SELECTED APPLICATIONS



offices and service facilities



warehouses and workshops



options:



AIR-CONDITIONERS

portable

A R410A



MODEL			KPC-09AI	KPPD-12HRN
Capacity	cooling	kW	2,64	3,5
	heating		-	2,9
Energy rate	cooling/ heating		A	A/A+
EER	average	W/W	2,6	2,6
COP			-	2,6
Power input	cooling	W	1010	1350
	heating		-	1130
Operating current	cooling	A	4,48	5,9
	heating		-	5
Air flow		m ³ /h	230/200/180	425/365/340
Operating temperature		°C	18÷35	17÷35
Sound pressure level		dB(A)	52/54/56	52,4/52,7/53,7
Net dimensions w/h/d		mm	340/780/394	466/765/397
Transport dimensions w/h/d			400/815/550	515/880/443
Net weight		kg	27,0	34
Transport weight			32,5	38,8
Power supply		V/Hz/Ph	220-240/50/1	220-240/50/1
Refrigerant quantity		kg	0,57	0,42
Quantity of moisture removed		l/h	0,9	1,2

controllers



YX1F
for KPC




R51
for KPPD

KPC 09 AI | KPPD 12 HRN

Portable air-conditioners are a perfect solution when there is a need for relocation or when stationary air-conditioning is not possible. KAISAI offers two models: KPC and KPPD. KPC air-conditioner with a cooling capacity of 2.64 kW is equipped with cooling, dehumidifying and evaporating condensate features. Perfect solution for rooms with low heat loads, for spaces of up to approx. 20 m². The KPPD model with a cooling capacity of 3.5 kW is equipped with an additional heating feature and can also be used in larger rooms with a surface area of up to approx. 30 m².



Heat pump in the KPPD is an excellent alternative to traditional electric heating systems, providing efficient heating with significantly lower energy consumption. Due to the air circulation forced by the fan, desired room temperature can be achieved much faster.



After turning on the **sleep mode**, the unit can raise (in heating mode it can lower) the pre-set temperature by 1°C per hour within 2 hours and the fan operates at a low speed.



SELECTED APPLICATIONS



small service facilities



small rooms



options:



OUTDOOR UNITS

condensing units

R410A

KOB30U 18 HFN4 | KOCA30U 24 HFN4 KOD30U 36 HFN4 | KOE30U 48 | 55 HFN4

outdoor unit			KOB30U -18HFN4	KOCA30U- -24HFN4	KOD30U- -36HFN4	KOE30U- -48HFN4	KOE30U- -55HFN4
Capacity	avg. cooling (min-max)	kW	5,3(0,8-6,1)	7,0(1,2-8,2)	10,6(2,9-12,0)	13,8(4,0-16,1)	16,1(5,0-18,5)
	avg. heating (min-max)		5,7(0,9-7,0)	7,0(1,2-8,6)	11,1(2,6-13,2)	15,5(4,2-17,6)	18,2(5,3-20,5)
Energy rate	cooling/ heating		A++/A+	A++/A+	A++/A+	A+/A+	A+/A+
SEER	average	W/W	6,1	6,1	6,1	5,6	5,6
SCOP	average		4	4	4	4	4
Power input	avg. cooling (min-max)	W	1685(260-2365)	2170(400-3155)	4060(975-4620)	5159(4130-6200)	6395(1660-7100)
	avg. heating (min-max)		1460(290-2510)	1900(400-3090)	3085(880-4690)	4555(1400-6765)	5735(1760-7320)
Operating current	avg. cooling (min-max)	A	7,7(1,2-10,80)	9,9(1,8-14,4)	7,0(1,7-8,0)	8,9(2,3-10,7)	11,0(2,9-12,3)
	avg. heating (min-max)		6,7(1,3-11,5)	8,7(1,8-14,1)	5,3(1,5-8,1)	6,9(2,1-11,7)	9,9(3,0-12,6)
Air flow		m ³ /h	2100	2700	4300	6800	7200
Cooling/ heating operating temperature		°C	-15÷50/-15÷24	-15÷50/-15÷24	-15÷50/-15÷24	-15÷50/-15÷24	-15÷50/-15÷24
Sound pressure level		dB(A)	56,5	60,5	62	65	62,5
Net dimensions w/h/d		mm	800/333/554	845/363/702	946/410/810	952/410/1333	952/410/1333
Transport dimensions w/h/d			920/390/615	965/395/755	1090/500/865	1095/500/1470	1095/500/1470
Net weight		kg	35,5	49	79	108	113
Transport weight			38	51,5	84	121	126
Gas/liquid pipes diameter		mm	6,35/12,7	9,52/15,9	9,52/15,9	9,52/15,9	9,52/15,9
Maximum refrigerant pipe length		m	30	50	65	65	65
Maximum difference in levels			20	25	30	30	30
Power supply		V/Hz/Ph	220-240/50/1	220-240/50/1	380-420/50/3	380-420/50/3	380-420/50/3
Circuit breaker/fuse		A	16	20	16	16	16
Control wires		number of conductors x mm ²	3x2,5	3x2,5	5x2,5	5x2,5	5x2,5
Refrigerant charged quantity (up to 5 mb)		kg	1,48	1,95	3,2	4	4,3
Refrigerant additional quantity (over 5mb)		g/m	15	30	30	30	30

Inverter condensing units are equipped with a control module enabling connection of the universal outdoor unit to the CFC exchanger in the ventilation unit. Such solution makes it possible to control efficiency of the condensing unit through a 0-10V DC signal sent from the ventilation unit automatic system. Device can operate in both cooling and heating mode. Units are equipped with built-in expansion valves so that no additional refrigeration fittings are needed. The range includes 5 models with capacities of 5 to 16 kW.



The new housing design makes the units more durable and weatherproof. The air grille can be individually dismantled for easy access and maintenance of the fan motor.



typical top cover



new structure of the left side housing




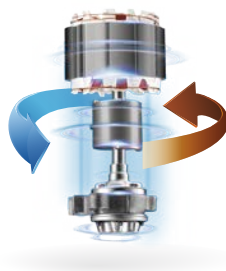
front panel with angular bends



reinforced right side housing



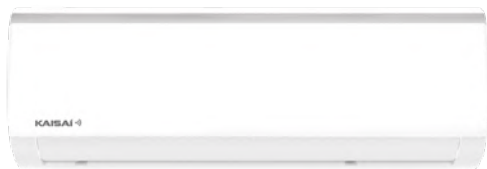
The units use high-frequency compressor starting. Due to this solution, the air-conditioner can quickly change room temperature both in cooling and heating mode.



multi-split AIR-CONDITIONERS

Fly wall-mounted indoor unit

R32



Due to their attractive appearance and favourable price, wall-mounted indoor units are the most popular models in the multi-split systems. KAISAI offers new FLY models with R32 refrigerant, energy efficiency class A++ and WiFi as standard. Four unit sizes are available.

MODEL			KWX-09HRDI	KWX-12HRDI	KWX-18HRDI	KWX-24HRDI
Power supply		V/Hz/Ph	220-240,50,1	220-240/50/1	220-240/50/1	220-240/50/1
Capacity	cooling	kW	2,6	3,5	5,3	7,0
	heating		2,9	3,8	5,6	7,3
Air flow		m ³ /h	520/460/360	600/500/360	840/680/540	980/817/662
Sound pressure level	(hi./med./low)	dB(A)	40/30/26/21	40/34/26/22	44/37/30/25	44,5/42/34,5/28
Dimensions w/h/d	net	mm	805/285/194	805/285/194	957/302/213	1040/327/220
	transport		870/360/270	870/360/270	1035/380/295	1120/310/405
Weight	net	kg	7,5	7,5	10	12,3
	transport		9,7	9,7	13	15,8
Pipe diameters	gas	mm	6,35	6,35	6,35	9,52
	liquid		9,52	9,52	12,7	15,9

Focus wall-mounted indoor unit

R410A



FOCUS wall-mounted air conditioners with R410A refrigerant, A++ energy efficiency class and WiFi as a standard, can be conveniently controlled via smartphone or tablet. The range includes four sizes, so user can adjust their performance to the needs of a particular room.

MODEL			KWF-09HRDI	KWF-12HRDI	KWF-18HRDI	KWF-24HRDI
Power supply		V/Hz/Ph	220-240/50/1	220-240/50/1	220-240/50/1	220-240/50/1
Capacity	cooling	kW	2,6	3,5	5,3	7,0
	heating		2,9	3,8	5,5	7,3
Air flow		m ³ /h	430/320/230	520/420/340	610/460/360	960/820/650
Sound pressure level	(hi./med./low)	dB(A)	38/31/25	38/32/26	36/29/23	43/37/31
Dimensions w/h/d	net	mm	715/250/188	800/275/188	940/275/205	1045/315/235
	transport		775/324/260	865/350/265	1015/350/265	1135/395/315
Weight	net	kg	6,3	7,2	9	12
	transport		8,2	9,5	12	15
Pipe diameters	gas	mm	6,35	6,35	6,35	9,52
	liquid		9,52	9,52	12,7	15,9

Kompakt cassette indoor unit

Cassette indoor units are an excellent solution for rooms with a suspended ceiling. Due to their silent operation and small size, these units are often used in offices or conference rooms.



R32

MODEL			KCA3I-09HRF32	KCA3U-12HRF32	KCA3U-18HRF32
Power supply		V/Hz/Ph	220-240/50/1	220-240/50/1	220-240/50/1
Capacity	cooling	kW	2,6	3,5	5,3
	heating		2,8	4,1	5,6
Air flow		m ³ /h	580	650	800
Sound pressure level	(hi./med./low)	dB(A)	39/36/33	42/38/34	48/43/36
Dimensions w/h/d	net	mm	570/260/570	570/260/570	570/260/570
	transport		655/290/655	655/290/655	655/290/655
Dimensions w/h/d panel	net		647/50/647	647/50/647	647/50/647
	transport		715/123/715	715/123/715	715/123/715
Weight indoor unit / panel	net	kg	14,5/2,5	16/2,5	16/2,5
	transport		17,3/4,5	19/4,5	19/4,5
Pipe diameters	gas	mm	6,35	6,35	6,35
	liquid		9,52	9,52	12,7

R410A

MODEL			KCA3I-09HRF47	KCA3U-12HRF47	KCA3I-18HRD47
Power supply		V/Hz/Ph	220-240/50/1	220-240/50/1	220-240/50/1
Capacity	cooling	kW	2,6	3,5	5,3
	heating		2,8	4,1	5,6
Air flow		m ³ /h	580	650	800
Sound pressure level	(hi./med./low)	dB(A)	39/36/33	42/38/34	48/43/36
Dimensions w/h/d	net	mm	570/260/570	570/260/570	570/260/570
	transport		655/290/655	655/290/655	655/290/655
Dimensions w/h/d panel	net		647/50/647	647/50/647	647/50/647
	transport		715/123/715	715/123/715	715/123/715
Weight indoor unit / panel	net	kg	14,5/2,5	16/2,5	16/2,5
	transport		17,3/4,5	19/4,5	19/4,5
Pipe diameters	gas	mm	6,35	6,35	6,35
	liquid		9,52	9,52	12,7

outdoor units


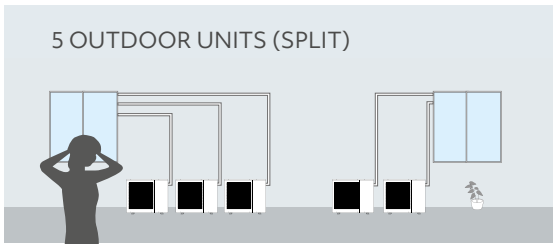
R32



MODEL	outdoor unit		K20C-18HFN32	K30E-27HFN32	K40B-36HFN32	K50D-42HFN32
Capacity	cooling avg.	kW	5,3	7,9	10,6	12,3
	heating avg.		5,6	8,2	10,6	12,3
Energy rate	cooling/ heating		A+/A	A++/A	A++/A	A++/A
SEER	average	W/W	5,6	6,1	6,2	6,1
SCOP	average		3,8	3,8	3,8	3,5
Power input	cooling average	W	1630	2440	3280	4260
	heating average		1390	2180	2630	3100
Operating current	cooling average	A	7,1	10,6	14,3	18,5
	heating average		6,1	9,5	11,4	13,5
Air flow		m ³ /h	2200	2700	4000	3850
Cooling/ heating operating temperature		°C	-15÷50/-15÷24	-15÷50/-15÷24	-15÷50/-15÷24	-15÷50/-15÷24
Sound pressure level		dB(A)	56	59	63	64
Net dimensions w/h/d		mm	800/554/333	845/702/363	946/810/410	946/810/410
Transport dimensions w/h/d			920/615/390	965/755/395	1090/865/500	1090/865/500
Net weight		kg	36	53	68,8	73,3
Transport weight			39	56,5	75,6	80,4
Gas/liquid pipes diameter		mm	2x 6,35/9,52	3x 6,35/9,52	3x 6,35/9,52 + 1x 6,35/12,7	4x 6,35/9,52 + 1x 6,35/12,7
Maximum length of the system		m	40	60	80	80
Maximum installation length for 1 in. unit			25	30	35	35
Maximum difference in levels			15	15	15	15
Power supply		V/Hz/Ph	220-240/50/1	220-240/50/1	220-240/50/1	220-240/50/1
Circuit breaker/fuse		A	16	20	25	25
Power supply wires		number of conductors	3x2,5	3x2,5	3x4,0	3x4,0
Control wires		x mm ²	4x1,5	4x1,5	4x1,5	4x1,5
Refrigerant charged quantity (up to 5 mb)		kg	1,3	1,57	2,1	2,4
Refrigerant additional quantity (over 5mb)		g/m	12	12	12	12

R410A

MODEL	outdoor unit		K20E-18HFN4	K30E-27HFN4	K40E-28HFN4	K40B-36HFN4	K50E-42HFN4
Capacity	cooling avg.	kW	5,3	7,9	8,2	10,6	12,3
	heating avg.		5,6	8,5	8,8	11,1	12,3
Energy rate	cooling/ heating		A++/A	A++/A+	A++/A+	A++/A	A++/A
SEER	average	W/W	6,1	6,6	6,8	6,9	6,4
SCOP	average		3,8	4	4	3,8	3,8
Power input	cooling average	W	1650	2465	2560	3630	3822
	heating average		1450	2273	2435	3170	3372
Operating current	cooling average	A	7,2	10,7	11,1	15,6	16,6
	heating average		6,3	9,8	10,6	13,9	14,7
Air flow		m ³ /h	2100	3500	3800	5500	5500
Cooling/ heating operating temperature		°C	-15÷50/-15÷24	-15÷50/-15÷24	-15÷50/-15÷24	-15÷50/-15÷24	-15÷50/-15÷24
Sound pressure level		dB(A)	56,5	59,5	59,5	63,5	62
Net dimensions w/h/d		mm	800/554/333	845/702/363/	946/410/810	946/810/410	946/810/410
Transport dimensions w/h/d			920/615/390	965/755/395	1090/500/865	1090/865/500	1090/865/500
Net weight		kg	36	53	68	70	76
Transport weight			39	56	73	75	81
Gas/liquid pipes diameter		mm	2 x 6,35/9,52	3 x 6,35/9,52	3x6,35/9,52+1x6,35/12,7	3x6,35/9,52+1x6,35/12,7	4x6,35/9,52+1x6,35/12,7
Maximum length of the system		m	30	45	60	60	75
Maximum installation length for 1 in. unit			20	25	30	30	30
Maximum difference in levels			10	10	10	10	10
Power supply		V/Hz/Ph	220-240/50/1	220-240/50/1	220-240/50/1	220-240/50/1	220-240/50/1
Circuit breaker/fuse		A	16	20	20	25	25
Power supply wires		number of conductors	3x2,5	3x2,5	3x2,5	3x4,0	3x4,0
Control wires		x mm ²	4x1,5	4x1,5	4x1,5	4x1,5	4x1,5
Refrigerant charged quantity (up to 5 mb)		kg	1,7	2,1	2,4	3	3,6
Refrigerant additional quantity (over 5mb)		g/m	15	15	15	15	15



Modern compact design of the outdoor unit allows to reduce the space required for air-conditioning units to be installed on balconies, roofs and building facades. Up to five indoor units can be connected to one outdoor unit and each of them can be controlled individually. Additionally, the indoor units can be connected successively.

connection of the **indoor units**

K20E-18HFN4, K20C-18HFN32

1 unit	2 units	
9	9+9	12+12
12	9+12	
18	9+18	

K30E-27HFN4, K30E-27HFN32

1 jednotka	2 units	3 units		
9	9+9	12+12	9+9+9	9+12+12
12	9+12	12+18	9+9+12	9+12+18
18	9+18	18+18	9+9+18	12+12+12

K40E-28HFN4

1 unit	2 units		3 units		4 units
9	9+9	12+12	9+9+9	9+12+18	9+9+9+9
12	9+12	12+18	9+9+12	12+12+12	9+9+9+12
18	9+18	12+24	9+9+18	12+12+18	9+9+12+12
24	9+24	18+18	9+12+12		

K40B-36HFN4, K40B-36HFN32

1 unit	2 units		3 units			4 units	
9	9+9	18+18	9+9+9	9+18+18	24+9+9	9+9+9+9	9+12+12+18
12	9+12	12+24	9+9+12	9+12+24	24+9+12	9+9+9+12	12+12+12+12
18	9+18	24+9	9+9+18	12+12+12	24+12+12	9+9+9+18	24+9+9+9
24	9+24	24+12	9+9+24	12+12+18	24+18+9	9+9+12+12	
		12+12	9+12+12	12+18+18		9+9+12+18	
		12+18	9+12+18	12+12+24		9+12+12+12	

K50E-42HFN4, K50E-42HFN32

1 unit	2 units			3 units					
9	9+9	12+12	18+24	9+9+9	9+12+12	12+12+12	18+18+18		
12	9+12	12+18	24+24	9+9+12	9+12+18	12+12+18	24+9+18		
18	9+18	12+24		9+9+18	9+12+24	12+12+24	24+12+18		
24	9+24	18+18		9+9+24	9+18+18	12+18+18	24+18+18		
4 units				5 units					
9+9+9+9		9+9+12+18		9+12+12+18		9+9+9+9+9		9+9+9+12+18	
9+9+9+12		9+9+12+24		9+12+12+24		9+9+9+9+12		9+9+12+12+12	
9+9+9+18		9+9+18+18		12+12+12+12		9+9+9+9+18		9+12+12+12+12	
9+9+9+24		9+9+18+24		12+12+12+18		9+9+9+9+24		12+12+12+12+12	
9+9+12+12		9+12+12+12		12+12+12+24		9+9+9+12+12			

VENTILATION · HEATING

air curtains



gold



platinum new



silver

Silver air curtains

The SILVER air curtain is a reliable device with a compact design and quiet operation. Easy to install and operate, this air curtain is available in three sizes with or without an electric heater.



pilot

termostat
(opcja)

air curtains with a heater **AG 100 H6** | **AG 150 H10** | **AG 200 H14**

MODEL			SILVER AG-100H6	SILVER AG-150H10	SILVER AG-200H14
Voltage / frequency		V~/Hz	400/50		
Motor power		W	180	230	350
Heater power output		kW	6	10	14
Air flow speed	min	m/s	6,5		
	max		7,5		
Air flow	min	m ³ /h	1100	1400	2100
	max		1300	1900	2600
Noise level	min	dB	56	57	59
	max		58	59	61
Net weight		kg	15,5	21	25
Net dimensions w/h/d		mm	1000/180/215	1500/180/215	2000/180/215

air curtains without a heater **AG 100** | **150** | **200 CX**

MODEL			SILVER AG-100CX	SILVER AG-150CX	SILVER AG-200CX
Voltage / frequency		V~/Hz	230/50		
Motor power		W	180	230	350
Air flow speed	min	m/s	9		
	max		11		
Air flow	min	m ³ /h	1100	2000	2900
	max		1400	2500	3600
Noise level	min	dB	56	57	59
	max		58	59	61
Net weight		kg	12	15	22
Net dimensions w/h/d		mm	1000/180/215	1500/180/215	2000/180/215

Gold air curtains

The GOLD air curtain is a device with a strong airflow, available at a reasonable price. Easy to install and operate, the air curtain is available in different sizes and 2 versions: with or without an electric heater.



air curtains with a heater **AU 100 H3,5 | AU 100 H6**
AU 120 H8 | AU 150 H10 | AU 200 H14

MODEL			GOLD AU-100H3,5	GOLD AU-100H6	GOLD AU-120H8	GOLD AU-150H10	GOLD AU-200H14
Voltage / frequency		V~/Hz	230/50	400/50			
Motor power		W	180	180	200	230	350
Heater power output	I	kW	1,75	2	2,7	3,3	4,6
	II		3,5	4	5,3	6,7	9,4
	III		-	6	8	10	14
Air flow speed	min	m/s	8,5				
	max		9,5				
Air flow	min	m ³ /h	1100	1100	1500	1900	2800
	max		1330	1330	1700	2200	3100
Noise level	min	dB	56	56	56	57	59
	max		57	57	58	59	61
Net weight		kg	14,5	14,5	16,0	18,5	26,5
Net dimensions w/h/d		mm	1000/190/260	1000/190/260	1200/190/260	1500/190/260	2000/190/260

air curtains without a heater **AU 100 | 150 | 200 CX**

MODEL			GOLD AU-100CX	GOLD AU-150CX	GOLD AU-200CX
Voltage / frequency		V~/Hz	230/50		
Motor power		W	180	230	350
Air flow speed	min	m/s	9		
	max		11		
Air flow	min	m ³ /h	1300	2000	2900
	max		1600	2500	3600
Noise level	min	dB	55	57	59
	max		57	59	61
Net weight		kg	10	15	20
Net dimensions w/h/d		mm	1000/190/225	1500/190/225	2000/190/225

Platinum New air curtains

NEW

The newest and elegant PLATINUM NEW air curtain can be installed at a maximum height of 4m above the floor level. The unit is equipped with a DC motor and an adjustable air flow. Air curtains are available in 3 different sizes, with or without a heater.



pilot

termostat
(opcija)

air curtains with a heater **PTN 90 H8 | PTN 120 H10 | PTN 150 H12**

MODEL			PLATINUM PTN-90H8	PLATINUM PTN-120H10	PLATINUM PTN-150H12
Voltage / frequency		V~/Hz	400/50		
Motor power		W	260	380	490
Heater power output	I	kW	2,5	3,5	4
	II		5,5	7	8
	III		8	10	12
Air flow speed	min	m/s	9		
	max		11		
Air flow	min	m ³ /h	1300	1950	2550
	max		1600	2400	3150
Noise level	min	dB	59	60	61
	max		61	62	63
Net weight		kg	15,5	19	22,5
Net dimensions w/h/d		mm	900/218/247	1200/218/247	1500/218/247

air curtains without a heater **PTN 90 | 120 | 150 CX**

MODEL			PLATINUM PTN-90CX	PLATINUM PTN-120CX	PLATINUM PTN-150CX
Voltage / frequency		V~/Hz	230/50		
Motor power		W	160	200	230
Air flow speed	min	m/s	9		
	max		11		
Air flow	min	m ³ /h	1300	1950	2550
	max		1600	2400	3150
Noise level	min	dB	53	54	55
	max		55	56	57
Net weight		kg	12,5	15,5	18
Net dimensions w/h/d		mm	900/218/247	1200/218/247	1500/218/247

HEATING

KHP heat pump

Air-water energy-saving KAISAI heat pump is dedicated to provide domestic hot water (DHW). It is equipped with an intuitive, advanced controller and anti-freeze feature which prevents icing and frosting. Due to the stainless steel tank and magnesium anode, the device is highly corrosion-resistant. Maximum heated water temperature is 70°C which meets expectations of the most demanding customers and enables the pump to be used in various locations.

- additional ability of cooling indoor air
- high COP 3.5
- providing domestic hot water for a single-family house
- electronic expansion valve
- built-in electric heater
- stainless steel tank
- magnesium anode to prevent corrosion



KHP-2.4/D270

MODEL		KHP-2.4/D270
Rated heating capacity	W	2400
Nominal power input	W	685
COP		3,50
D.H.W. tank capacity:	l	270
Energy rate		A
Heater input power	W	1500
Outlet Water Temperature Range	°C	35-70
Nominal Outlet Water Temperature	°C	55
Power supply	V/Hz	220-240/ ~50
Protection of ingress ion		IPX4
Refrigerant		R134a
Refrigerant charge quantity	kg	1,10
Diameter of air inlets	mm	150
Diameter of water connections	inch	¾
Dimensions (w/h/d)	mm	660/667/1958
Transport dimensions (w/h/d)	mm	813/813/2100
Net/gross weight	kg	114/139
Sound pressure level	dB(A)	49
Inlet Air Temperature Range	°C	-7÷45

HEATING

ECO HOME heat pump



NEW

Multifunctional air/water split heat pump enables heating, cooling and supplying domestic hot water (DHW) at a wide range of outside temperatures. KAISAI ECO HOME pump has aesthetic design and is energy-efficient. The device is equipped with an inverter compressor and electric heaters supporting its operation at a low outdoor temperature. The heat pump consists of indoor and outdoor unit and is equipped with a multifunctional controller.



KEH 08 | 10 | 12 | 14 VER

MODEL	indoor unit			KEH-08VER/I	KEH-10VER/I	KEH-12VER/I	KEH-14VER/I
	outdoor unit			KEH-08VER/O	KEH-10VER/O	KEH-12VER/O	KEH-14VER/O
Power supply			V/Ph/Hz	220-240/1/50	220-240/1/50	380-415/3/50	380-415/3/50
Rated capacity heating: water 30/35°C out. temp. 7°C cooling: water 23/18°C out. temp. 35°C	Capacity	heating	kW	8	10	12	14
		cooling		7.8	8.2	13.5	14.5
	Power input	heating	kW	1.78	2.27	2.8	3.35
		cooling		1.95	2.1	3.55	3.95
COP*/EER				4.5/3.9	4.4/3.0	4.3/3.8	4.2/3.7
Rated capacity heating: water 40/45°C out. temp. 7°C cooling: water 12/7°C out. temp. 35°C	Capacity	heating	kW	7.60	9.50	12.00	13.50
		cooling		6.30	7.20	10.00	10.50
	Power input	heating	kW	2.24	2.88	3.55	4.05
		cooling		2.33	2.77	3.35	3.60
COP*/EER				3.4/2.6	3.3/2.7	3.4/3.0	3.35/2.95
Energy rate (heating)				A++	A++	A+	A+
Net dimensions (w/h/d)	indoor unit		mm	500/981/324	500/981/324	500/981/324	500/981/324
	outdoor unit			980/788/427	980/788/427	900/1345/412	900/1345/412
Transport dimensions (w/h/d)	indoor unit			608/1043/395	608/1043/395	608/1043/395	608/1043/395
	outdoor unit			1097/862/477	1097/862/477	998/1515/458	998/1515/458
Net/ transport weight	indoor unit		kg	56/65	56/65	58/67	58/67
	outdoor unit			80/89	80/89	107/117	114/124
Sound pressure level	indoor unit		dB(A)	31	31	31	31
	outdoor unit heating			56	56	57	57
	outdoor unit cooling			54	54	55	55
Refrigerant pipes diameter	liquid/gas		mm	9.52/15.9	9.52/15.9	9.52/15.9	9.52/15.9
R410A refrigerant charged quantity			kg	2.30	2.30	3.60	3.60
Max. refrigerant installation length/level difference			m	30/15	30/15	30/15	30/15
Circulating pump model				Wilo RS25/7.5	Wilo RS25/7.5	Wilo RS25/7.5	Wilo RS25/7.5
Water flow rate			l/min	12	12	12	12
Heating capacity of heaters	number x power		kW	6 (2x3)	6(2x3)	6(1x6)	6(1x6)
Water temperature in DHW model				40÷80	40÷80	40÷80	40÷80
Water temperature	heating mode		°C	25÷55	25÷55	25÷55	25÷55
	cooling mode			7÷25	7÷25	7÷25	7÷25
Outdoor temperature range	heating mode			-20÷+35	-20÷+35	-20÷+35	-20÷+35
	DHW mode			-20÷+45	-20÷+45	-20÷+45	-20÷+45
	cooling mode			10÷+48	10÷+48	10÷+48	10÷+48

* In accordance with EN14511

controllers

wireless controllers



RG57 wall-mounted, cassette, floor/ceiling, option: duct

Basic features:

- On/off switch
- Operating mode
- Air temperature
- Fan speed
- Programmable timer
- Air flow direction
- Sensor in a remote
- Exchanger self-cleaning
- Continuous heating at 8°C
- Automatic louver (swing)
- Turbo mode



R51 portable KPPD
option: wall-mounted, cassette,
floor/ceiling

Basic features:

- On/off switch
- Operating mode
- Air temperature
- Fan speed
- Programmable timer
- Air flow direction
- Automatic louver (swing)
- Turbo mode



YX1F portable KPC

Basic features:

- On/off switch
- Operating mode
- Air temperature
- Fan speed
- Programmable timer
- Automatic louver (swing)
- Turbo mode



Remote controller
for Silver and Gold air curtains

Basic features:

- On/off switch
- Fan speed
- Operating mode

Remote controller for
Platinum NEW air curtains

Basic features:

- On/off switch
- Fan speed
- Operating mode





wired controllers



CCM03 programmable central controller

option: cassette, floor/ceiling, duct

Controlling up to 64 units. Apart from the standard features, it also has locking options: operating mode, individual controllers and central control buttons. The maximum length of communication cables is 1 200m.

Basic features:

- On/off switch
- Individual or group control
- Programmable timer
- Air temperature
- Fan speed
- Operating mode
- Automatic louver (swing)



KJR12B duct
option: wall-mounted, cassette, floor/ceiling

Basic features:

- On/off switch
- Operating mode
- Air temperature
- Fan speed
- Programmable timer
- Temperature sensor in a remote control
- Automatic louver (swing)



KJR90A option: duct, wall-mounted, cassette, floor/ceiling

Basic features:

- On/off switch
- Operating mode
- Air temperature
- Fan speed
- Programmable timer
- Automatic louver (swing)
- Timer

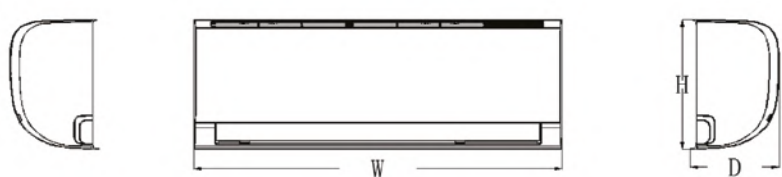


Air curtain thermostat (optional)

Thermostat allows to maintain the pre-set air temperature.

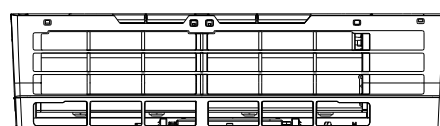
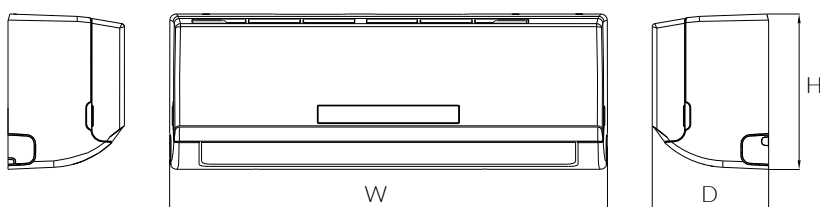
dimensions

Fly wall-mounted air-conditioners



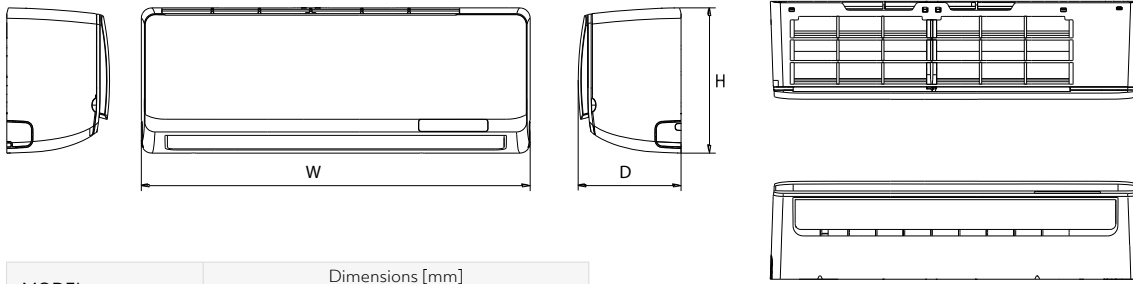
MODEL	Dimensions [mm]		
	W	D	H
KWX-09HRDI	805	194	285
KWX-12HRDI	805	194	285
KWX-18HRDI	957	213	302
KWX-24HRDI	1040	220	327

Focus wall-mounted air-conditioners



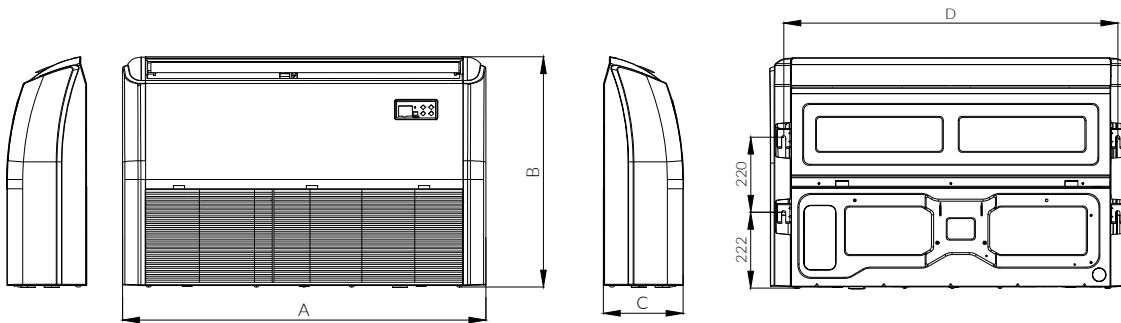
MODEL	Dimensions [mm]		
	W	D	H
KWF-09HRDI	715	188	250
KWF-12HRDI	800	188	275
KWF-18HRDI	940	205	275
KWF-24HRDI	1045	235	315

Pro wall-mounted air-conditioners



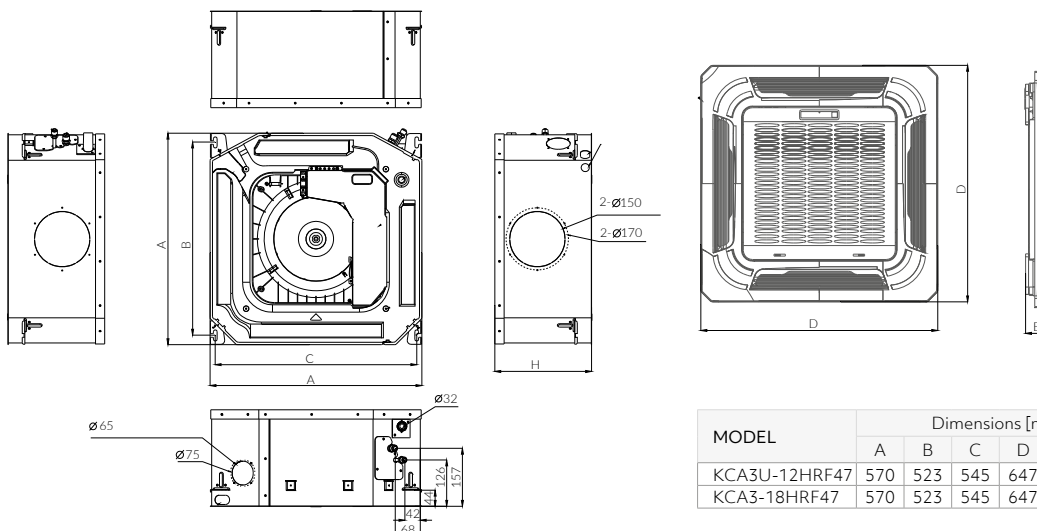
MODEL	Dimensions [mm]		
	W	D	H
KS11M-12HRFI	835	198	280

floor/ceiling air-conditioners



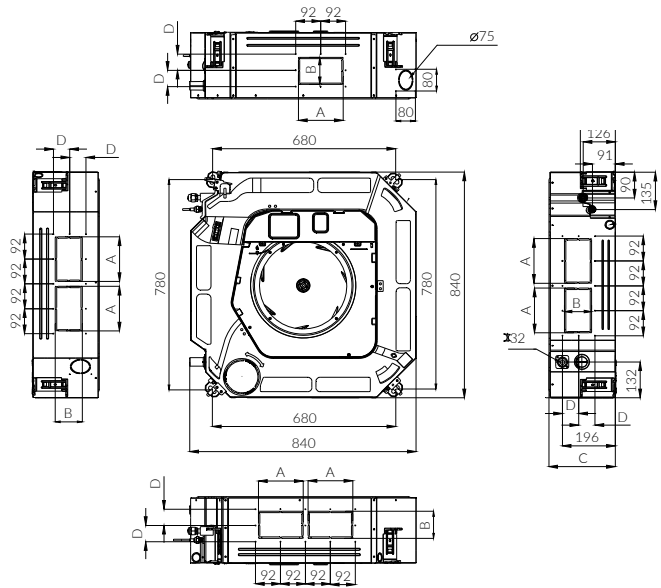
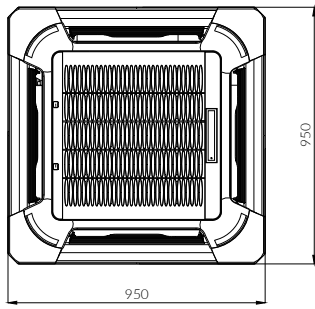
MODEL	Dimensions [mm]			
	A	B	C	D
KUE-18HRF47, KUE-18HRF32	1068	675	235	983
KUE-24HRF47, KUE-24HRF32	1068	675	235	983
KUE-36HRF47, KUE-36HRF32	1650	675	235	1565
KUE-48HRF47, KUE-48HRF32	1650	675	235	1565
KUE-55HRF47, KUE-55HRF32	1650	675	235	1565

Kompakt cassette air-conditioners



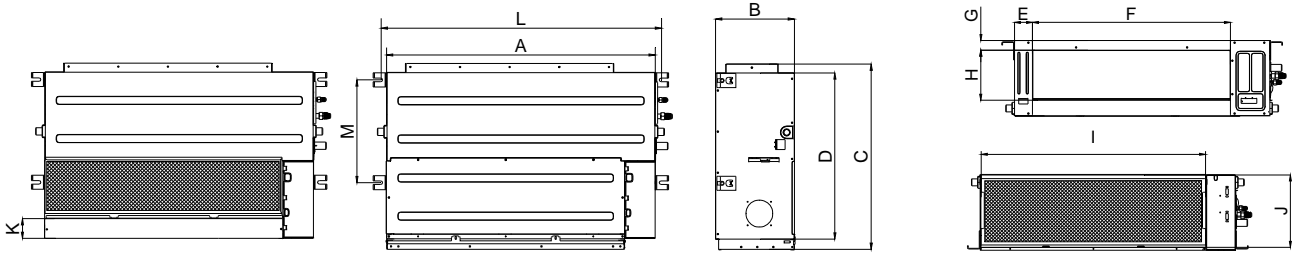
MODEL	Dimensions [mm]					
	A	B	C	D	E	F
KCA3U-12HRF47	570	523	545	647	50	260
KCA3-18HRF47	570	523	545	647	50	260

Super Slim cassette air-conditioners



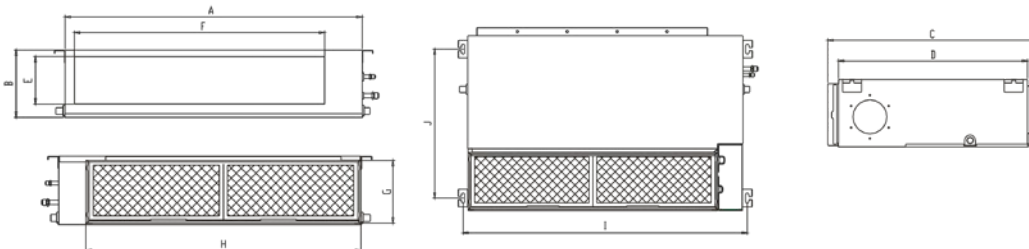
MODEL	Dimensions [mm]			
	A	B	C	D
KCD-24HRF47, KCD-24HRF32	160	95	245	60
KCD-36HRF47, KCD-36HRF32	160	95	245	60
KCD-48HRF47, KCD-48HRF32	160	95	287	60
KCD-55HRF47, KCD-55HRF32	160	95	287	60

duct cassette air-conditioners



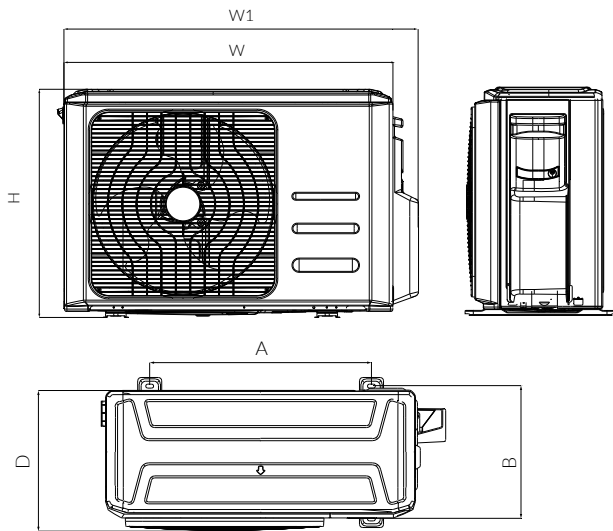
MODEL	Dimensions [mm]												
	A	B	C	D	E	F	G	H	I	J	K	L	M
KTB-18HWF4	920	270	635	570	65	713	35	179	815	260	20	960	350
KTB-24HWF4	920	270	635	570	65	713	35	179	815	260	20	960	350
KTB-36HWF4	1200	300	865	800	80	968	40	204	1094	288	45	1240	500
KTB-48HWF4	1200	300	865	800	80	968	40	204	1094	288	45	1240	500
KTB-55HWF4	1200	300	865	800	80	968	40	204	1094	288	45	1240	500

Slim duct cassette air-conditioners



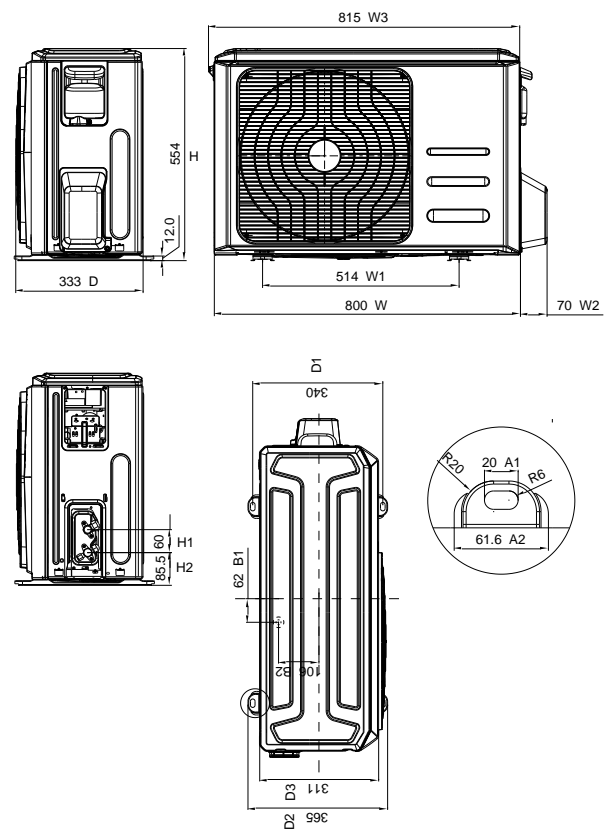
MODEL	Dimensions [mm]									
	A	B	C	D	E	F	G	H	I	J
KTI-18HWF32	880	210	674	600	136	706	190	782	920	508
KTI-24HWF32	1100	249	774	700	175	926	228	1001	1140	598
KTI-36HWF32	1360	249	774	700	175	1186	228	1261	1400	598
KTI-48HWF32, KTI-55HWF32	1200	300	874	800	227	1044	280	1101	1240	697

outdoor units for **Focus i Fly**

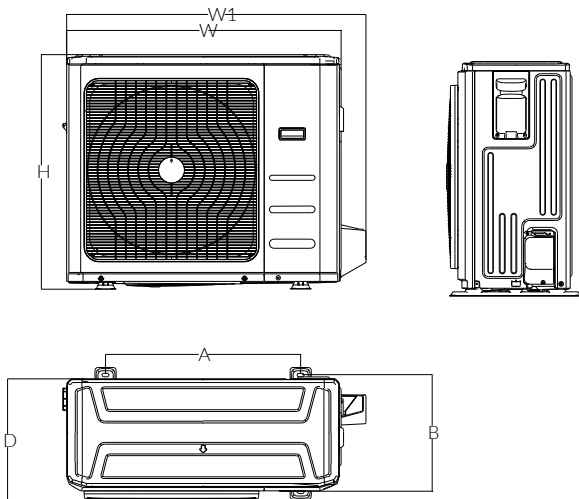


MODEL	Dimensions [mm]					
	W	D	H	W1	A	B
KWX-09HRDO	700	287	550	773	450	260
KWX-12HRDO	700	287	550	773	450	260
KWX-18HRDO	800	365	554	870	514	340
KWX-24HRDO	845	375	702	914	540	350
KWF-09HRDO	779	300	555	849	487	298
KWF-12HRDO	815	333	554	885	514	340
KWF-18HRDO	815	333	554	885	514	340
KWF-24HRDO	855	363	702	914	540	350

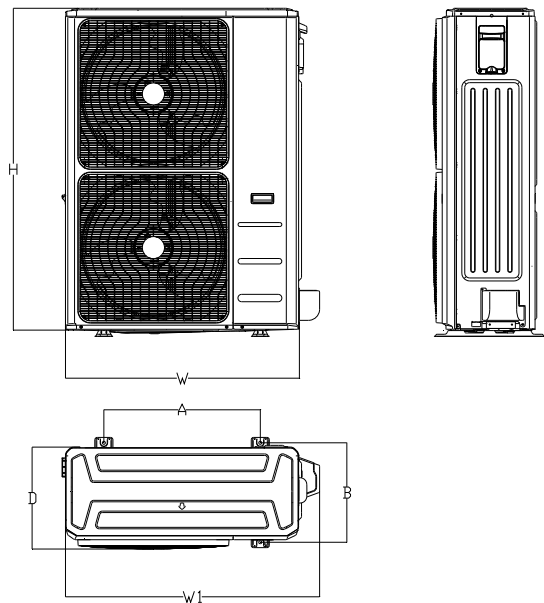
outdoor unit for **Pro**



outdoor units for **cassette, floor/ceiling, duct**

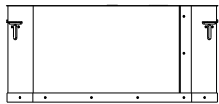
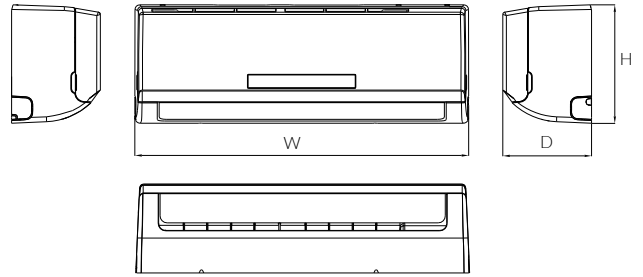
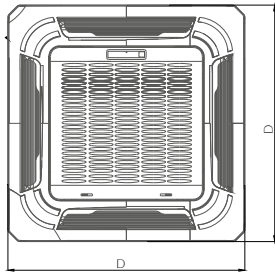


MODEL	Dimensions [mm]					
	W	D	H	W1	A	B
KOB30U-12HFN4, KOB30U-12HFN32	800	333	554	870	514	340
KOB30U-18HFN4, KOB30U-18HFN32	800	333	554	870	514	340
KOCA30U-24HFN4, KOCA30U-24HFN32	845	363	702	914	540	350
KOD30U-36HFN4, KOD30U-36HFN32	946	410	810	1030	673	403

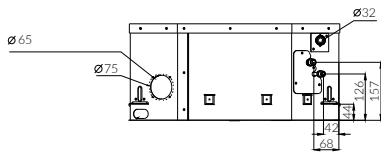
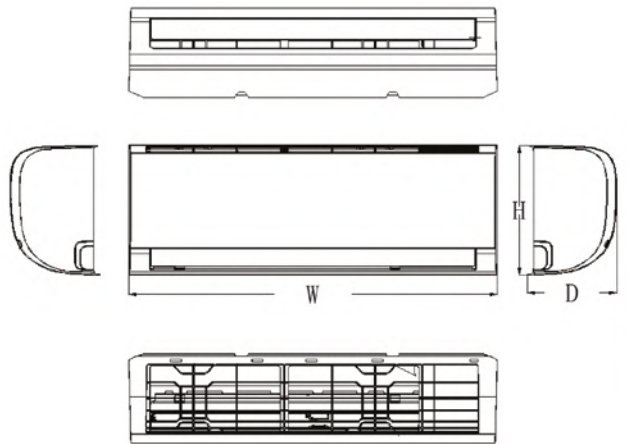
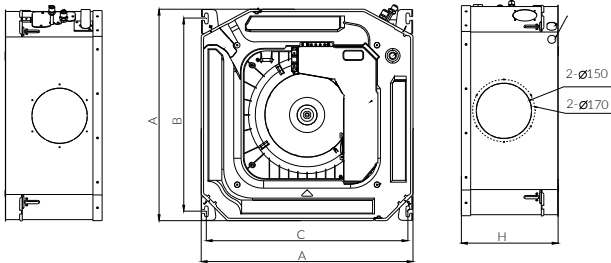


MODEL	Dimensions [mm]					
	W	D	H	W1	A	B
KOE30U-48HFN4, KOE30U-48HFN32	952	415	1333	1045	634	404
KOE30U-55HFN4, KOE30U-55HFN32	952	415	1333	1045	634	404

multi-split air-conditioners

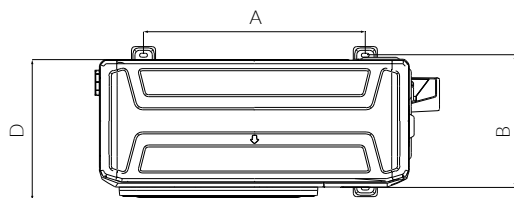
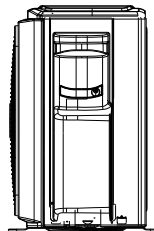
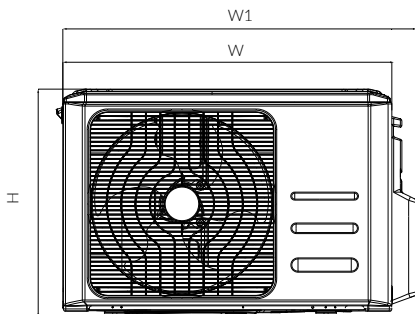


MODEL	Dimensions [mm]		
	W	D	H
KWF-09HRDI	715	188	250
KWF-12HRDI	800	188	275
KWF-18HRDI	940	205	275
KWF-24HRDI	1045	235	315



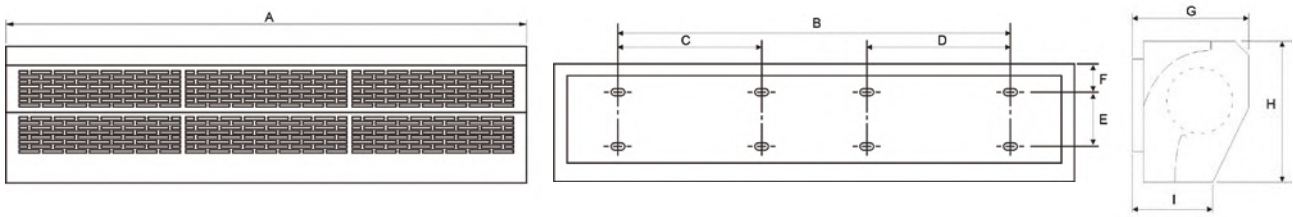
MODEL	Dimensions [mm]					
	A	B	C	D	E	H
KCA3I-09HRF47, KCA3I-09HRF32	570	523	545	647	50	260
KCA3U-12HRF47, KCA3U-12HRF32	570	523	545	647	50	260
KCA3I-18HRD47, KCA3U-18HRF32	570	523	545	647	50	260

MODEL	Dimensions [mm]		
	W	D	H
KWX-09HRDI	805	194	285
KWX-12HRDI	805	194	285
KWX-18HRDI	957	213	302
KWX-24HRDI	1040	220	327



MODEL	Dimensions [mm]					
	W	D	H	W1	A	B
K20E-18HFN4, K20E-18HFN32	800	333	554	860	514	340
K30E-27HFN4, K30E-27HFN32	845	363	702	923	540	350
K40E-28HFN4	946	410	810	1034	673	403
K40B-36HFN4, K40B-36HFN32	946	410	810	1034	673	403
K50E-42HFN4, K50E-42HFN32	946	410	810	1034	673	403

Silver air curtains



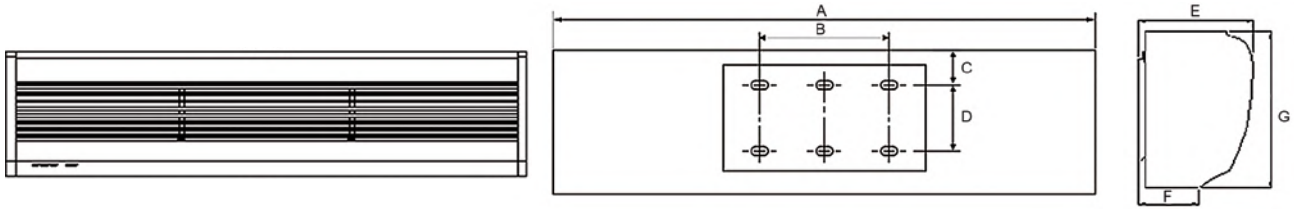
air curtains with a heater

MODEL	Dimensions [mm]								
	A	B	C	D	F	E	H	G	I
SILVER AG-100H6	1000	950	340	340					
SILVER AG-150H10	1500	1408	569	569	50	100	215	180	105
SILVER AG-200H14	2000	1904	847	847					

air curtains without a heater

MODEL	Dimensions [mm]								
	A	B	C	D	F	E	H	G	I
SILVER AG-100CX	1000	440	-	-					
SILVER AG-150CX	1500	840	-	-	50	90	215	180	105
SILVER AG-200CX	2000	840	-	-					

Gold air curtains



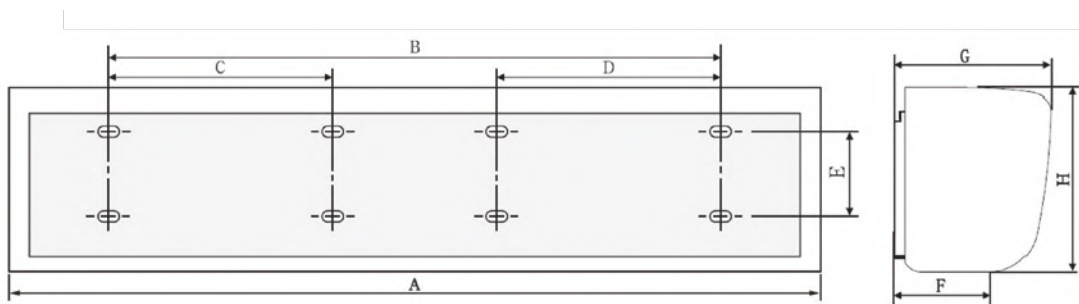
air curtains with a heater

MODEL	Dimensions [mm]							
	A	B	C	D	E	F	G	
GOLD AU-100H3.5	1000							
GOLD AU-100H6	1000	440						
GOLD AU-120H8	1200		42	90	190	105	260	
GOLD AU-150H10	1500							
GOLD AU-200H14	2000	840						

air curtains without a heater

MODEL	Dimensions [mm]						
	A	B	C	D	E	F	G
GOLD AU-100CX	1000	440					
GOLD AU-150CX	1500	840	42	90	190	105	225
GOLD AU-200CX	2000	840					

Platinum New air curtains



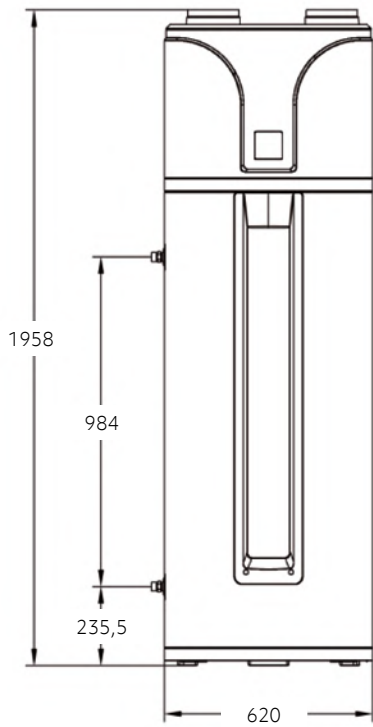
air curtains with a heater

MODEL	Dimensions [mm]							
	A	B	C	D	E	F	G	H
PLATINUM PTN-90H8	900		-	-				
PLATINUM PTN-120H10	1200	440	-	-	90	132	218	247
PLATINUM PTN-150H12	1500		-	-				

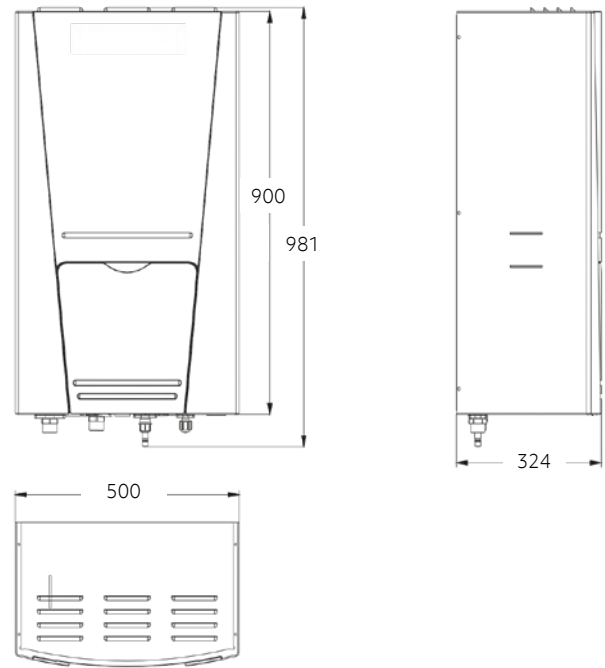
air curtains without a heater

MODEL	Dimensions [mm]							
	A	B	C	D	E	F	G	H
PLATINUM PTN-90CX	900		-	-				
PLATINUM PTN-120CX	1200	440	-	-	90	132	218	247
PLATINUM PTN-150CX	1500		-	-				

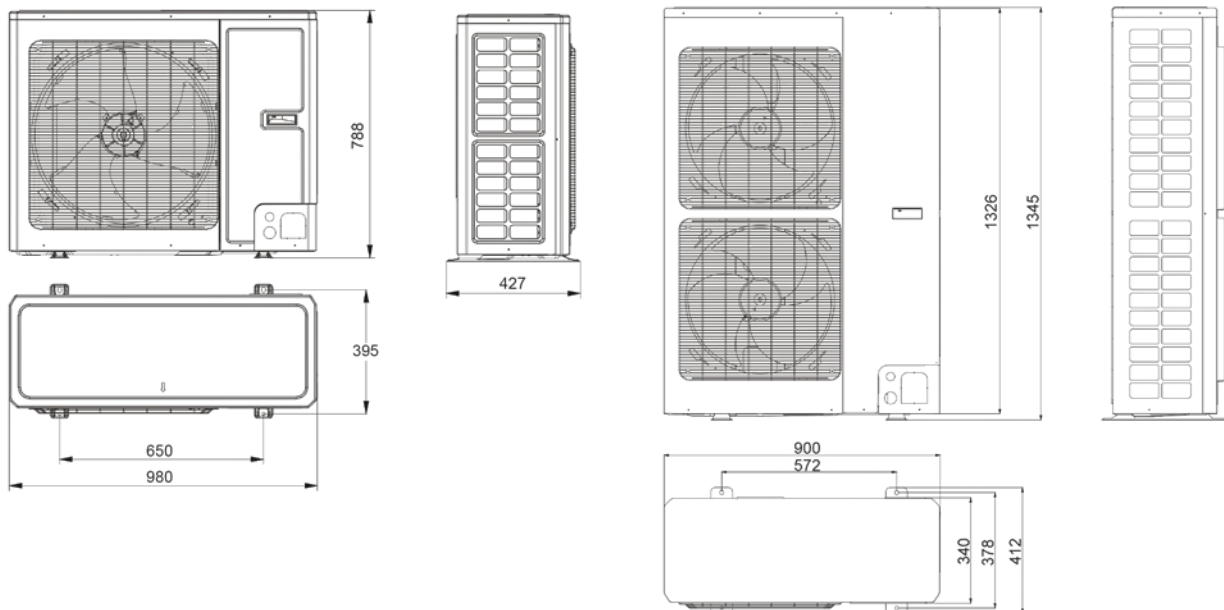
KHP heat pump



ECO HOME heat pump indoor unit



ECO HOME heat pump outdoor unit



KAISAI





WE CARE ABOUT AIR

Technical data contained in this catalogue are subject to change without notice and product pictures are only for reference and are used for the presentation of selected models.

[kaisai.com](https://www.kaisai.com)